

*Student book*

# ENGLISH



*As the second foreign language*

5

*What's your  
name?*

*Thank you!*

*Hello Hi*

*Please*





# Azərbaycan Respublikasının Dövlət Himni

*Musiqisi Üzeyir Hacıbəylinin,  
sözləri Əhməd Cavadındır.*

Azərbaycan! Azərbaycan!  
Ey qəhrəman övladın şanlı Vətəni!  
Səndən ötrü can verməyə cümlə hazırız!  
Səndən ötrü qan tökməyə cümlə qadırız!  
Üçrəngli bayrağınla məsud yaşa!  
Minlərlə can qurban oldu!  
Sinən hərbə meydan oldu!  
Hüququndan keçən əsgər,  
Hərə bir qəhrəman oldu!

Sən olasan gülüstan,  
Sənə hər an can qurban!  
Sənə min bir məhəbbət  
Sinəmdə tutmuş məkan!

Namusunu hifz etməyə,  
Bayrağını yüksəltməyə  
Cümlə gənclər müştəqdir!  
Şanlı Vətən! Şanlı Vətən!  
Azərbaycan! Azərbaycan!





**HEYDAR ALIYEV**  
**THE NATIONAL LEADER OF THE AZERBAIJANI NATION**



Konul Heydarova  
Sevinj Mammadova  
Gunay Gurbanova

*Student book*

# ENGLISH

*As a second foreign language*

# 5

Please send your inquiries, comments and suggestions to us  
at the following email addresses:

[info@eastwest.az](mailto:info@eastwest.az) and [derslik@edu.gov.az](mailto:derslik@edu.gov.az)

We thank you for the cooperation.



ŞƏRQ-QƏRB

# CONTENTS

## STARTER

★ International Words in English

8

★ Most Common Phrases

9

★ Classroom Language

10

## LESSONS

## GRAMMAR

## VOCABULARY

## PRONUNCIATION

## SKILLS WORK

### 1. What's your name?

**is**  
**my/your/his/her**  
What's  
*your/his/her*  
name?  
How do you  
spell  
*your/his/her*  
name?

Getting to know

Aa  
/eɪ/ /æ/

Listening,  
speaking  
and writing

11

### 2. Numbers

**your/his/her**  
What's *your/*  
*his/her* phone  
number?  
It's...

Numbers 1-10

Ee  
/e/ /i:/

Listening,  
speaking  
and writing

14

### 3. In my school bag

**a/an**  
**plural s**  
**This/These**  
*This is (isn't)*  
*These are*  
*(aren't)*

School supplies

plural forms  
/s/ /z/ /ɪz/

Reading,  
speaking  
and  
writing

16

### 4. Colours

**That /Those**  
*What colour is*  
*this/that...?*  
*What colour are*  
*these/those..?*

Colours

ck – /k/

Reading,  
speaking  
and  
writing

19

### 5. How old are you?

**I am/You are**  
**He/She is**  
*How old are*  
*you?*  
*How old is he/*  
*she?*

Numbers (11-20)

ee – /i:/

Reading,  
speaking  
and  
writing

22

## REVIEW 1

25



LESSONS	GRAMMAR	VOCABULARY	PRONUNCIATION	SKILLS WORK	
6. My family	Our / Its/ Their	Family	li /aɪ/ /ɪ/	Reading, speaking and writing	27
7. My country – Azerbaijan!	I am You /We/ They are He/She/It is Where are you/ they from? Where is he/she from?	Countries	ch – /tʃ/	Reading, speaking and writing	29
8. Are you happy?	Are you/we/ they...? Is he/she ...?	Common adjectives	ng – /ŋg/	Listening, speaking and writing	32
9. My school	There is/ There are	In the school	Cc /k/ /s/	Reading, speaking and writing	35
10. Where are the things?	There isn't/ There aren't	Prepositions of place	U u /ʌ/ /ju:/	Listening, speaking and writing	37
REVIEW 2					40
11. My house	Is there...? Are there <b>any</b> ...?	Around the house	oo /u/ /u:/	Reading, speaking and writing	42
12. My room	<b>any/some</b>	Rooms	ar /ɑ:/ /ɔ:/	Reading, speaking and writing	45
13. My clothes	<b>have got</b> Have you got...?	Clothes	th /ð/ /θ/	Listening, speaking and writing	48
14. My body	's Elza's eyes Her cat's nose	Parts of the body	O o /əʊ/ /ɒ/	Reading, speaking and writing	51

LESSONS	GRAMMAR	VOCABULARY	PRONUNCIATION	SKILLS WORK	
15. My monster avatar	has got Has he/she got...?	Parts of the body	G g /g/ /dʒ/	Reading, speaking and writing	54
REVIEW 3					57
16. Yes, I CAN!	can/can't	Common collocations	/æ/ /aɪ/ /eɪ/	Reading, speaking and writing	59
17. Directions	Go! Don't go!	Places in the city	sh – /ʃ/	Listening, speaking and writing	62
18. Calendar	on,in,at before/after	Days of the week Months	ay /eɪ/	Listening, speaking and writing	65
19. Time	What time is it?	Telling the time	Yy /aɪ/ /ɪ/	Reading, speaking and writing	68
20. They can!	The...	Animals Action verbs	Silent letters e and b	Listening, speaking and writing	71
REVIEW 4					74
21. Opposite adjectives	But/and	Opposites	ea /i:/	Reading, speaking and writing	76
22. What's the weather like today?	very What's the weather like...?	Weather	y – /ɪ/	Listening, speaking and writing	79

LESSONS	GRAMMAR	VOCABULARY	PRONUNCIATION	SKILLS WORK	
23. My day	<b>Present Simple</b> <i>I/You/We/They watch TV</i> <i>Do ...? /don't</i>	Daily routine	Jj /dʒ/	Listening, speaking and writing	81
24. She loves fruit and vegetables	<b>Present Simple</b> <i>He/ She likes..</i> <i>Does he/she...?</i> <i>He/She doesn't</i> .....	Fruit and vegetables	/s/ /z/	Reading, speaking and writing	84
25. Summer is here!	<b>want to+ verb</b>	Holiday activities	Silent letters in WH question words	Reading, speaking and writing	87
<b>REVIEW 5</b>					91
Extra practice tasks					93
Pairwork activities					106
Grammar Bank					109
Word list					116
Scripts					121

# International Words in English

1 Match the words to the pictures. Then listen and check your answers.

Track 1



mobile phone

skateboard

computer

football

taxi

photo album

television

hamburger

pizza

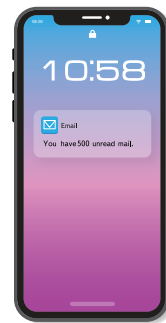
1



2



3



4




5



6




7



8



9



2 Test your partner. Point to a picture. Your partner says the word.



# Most Common Phrases

**1** Look, listen and say.

Track 2



**1. Hello**



**2. Thank you**



**3. OK**



**4. Goodbye**



**5. Please**

**2** Mime the word and ask your partner to find it.

# Classroom Language

**1** Look, listen and say.

Track 3



**1** Hello, everyone.



**2** Open your books, please.



**3** Close your books, please.



**4** Stand up, please.



**5** Sit down, please.



**6** Work in pairs.



**7** What page is it?



**8** I am sorry. I don't understand.



**9** Work in groups.



**2** Mime the instruction and ask your partner to find it.

# 1

## Lesson

# What's your name?

1 Look, listen and say.

Track 4

Aa Bb Cc Dd Ee Ff Gg  
Hh Ii Jj Kk Ll Mm Nn  
Oo Pp Qq Rr Ss Tt Uu  
Vv Ww Xx Yy Zz

2 Find the letters.



0. computer



1. pi\*z\*




2. ph\*to a\*b\*m



3. \*obil\* p\*o\*e



4. \*oo\* bal\*



5. \*ele\*isio\*



6. ta\*i



7. \*kate\*oard

3 Listen and write the names.

Track 5



Hello! What's your name?


Hello! My name is Ayten. It's A-Y-T-E-N.



4 Read the conversations. Find the missing word.

What's his   ?

His name is Sam.



What's her   ?

Her name is Liz.



How do you spell his   ?

It's S-A-M.



How do you spell her   ?

It's L-I-Z.



GRAMMAR TARGET

my



My name is John.

your



What is your name?

her



Her name is Liz.

his



His name is Sam.



**5** Complete the sentences with *my/your/his/her*.

- |                          |                           |
|--------------------------|---------------------------|
| 0. What's his name?      | <u>His</u> name is Murad. |
| 1. What's your name?     | <u>★</u> name is Kate.    |
| 2. What's <u>★</u> name? | Her name is Lala.         |
| 3. What's his name?      | <u>★</u> name is Bob.     |
| 4. What's her name?      | <u>★</u> name is Amy.     |
| 5. What's <u>★</u> name? | My name is Ali.           |

**6** Look at the picture and complete the sentences with *his/her*.



0. Her name is Aisha.  
 1. ★ name is Akari.  
 2. ★ name is David  
 3. ★ name is Kate.  
 4. ★ name is Murad.



**PRONUNCIATION TARGET**

A a	/eɪ/	Kate, name, cake
	/æ/	Sam, cat, bag, cap

Track 6




**7** Student A: Look at this page.  
 Student B: Look at page 106.  
 Ask questions and find names.



**REMEMBER**

What's his/her name?  
 How do you spell his/her name?



**8** Ask and answer the questions about the people in your class.



Hi! What's your name?

How do you spell your name?

What's her name?

What's his name?

Hi! My name is Abbas.

It's A - B - B - A - S.

Her name is Emma.

His name is Ben.



# 2

Lesson

## Numbers

1 Look, listen and say.

Track 7



REMEMBER

For telephone numbers: say – **oh** for **0** (zero).

2 Look. Write the numbers and letters.



PRONUNCIATION TARGET

E e /e/ ten, pen, bell, yes  
/i:/ three, he

Track 8



3 Listen and choose a, b or c.

What's your phone number?

It's \*\*\*\*.

Track 9



4 Listen and write telephone numbers.

Track 10



1. \*\*\*\*

2. \*\*\*\*

3. \*\*\*\*

5 Say 3 telephone numbers. Ask your partner to write them.

**Do you remember?**

What's his name?  
What's her name?



**REMEMBER**

What's his phone number?  
What's his phone number?

6 **Student A:** Look at this page.

**Student B:** Look at page 106.

Ask questions. Find names and telephone numbers.



Jesica

1 087 345 33 477



???

2 ???



Sarah

3 0546754342



???

4 ???



Adam

5 046 789 45 46



???

6 ???

# 3

Lesson

## In my school bag

1 Look, listen and say.


Track 11



1. school bag



2. book



3. notebook



4. pencil



5. eraser



6. apple



7. ruler



8. pen



9. pencil sharpener

2 Find the letters.

1. n★t★bo★k
2. ★c★ool b★g
3. p★n★il s★arp★ne★

4. ★u★er
5. ★oo★
6. p★n★il

7. a★pl★
8. pe★
9. e★ase★

3 Read and choose the things in Alex's school bag.

Sarah

Alex,  
what is in your  
school bag?



Alex

Look! This is a notebook  
and this is an apple.  
These are my books and  
these are my pens.



a



b



c



d



e



f





### GRAMMAR TARGET

a notebook  
an apple

**a + consonant**

(b, c, d, f, g, h, j, k, l, m, n, p, q, r, s, t, v, w, x, y, z)

**an + vowel**

(a, e, i, o, u)

but **three** books

**This is** a pencil.  
**These are** pens.

**This is not** a pencil.  
**These are not** pens.

### 4 Put *a* or *an*.

0. a pencil

1. a pen

2. a notebook

3. a eraser

4. a pencil sharpener

5. a school bag

6. a apple

7. a ruler



### PRONUNCIATION TARGET

/s/

books  
students

/z/

computers  
televisions  
bags

/iz/

sandwiches

Track 12



### 5 Complete the sentences with *This is/ These are*.



0. This is an apple.




1. These are pens.



2. That is a school bag.



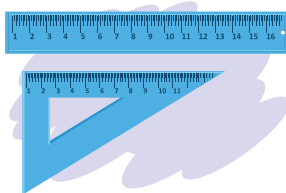
3. These are books.



4. That is an eraser.




5. Those are pencils.



6. Those are rulers.



7. That is a pencil sharpener.





8. Those are notebooks.

**6** Listen and choose Yahya's things.

Track 13



**7** Correct the sentences.

 <b>0.</b> This is a book. This is not a book. This is a notebook.	 <b>1.</b> These are pens.	 <b>2.</b> This is a ruler.
 <b>3.</b> This is an eraser.	 <b>4.</b> These are apples.	 <b>5.</b> These are pencils.
 <b>6.</b> These are school bags.	 <b>7.</b> This is an apple.	 <b>8.</b> These are rulers.

**8** Talk to your partner about the things on your desk.



This is my eraser.

These are not my pens.



# 4

Lesson


## Colours

1 Look, listen and say.

Track 14



red



yellow



green



blue



orange




purple



brown



black

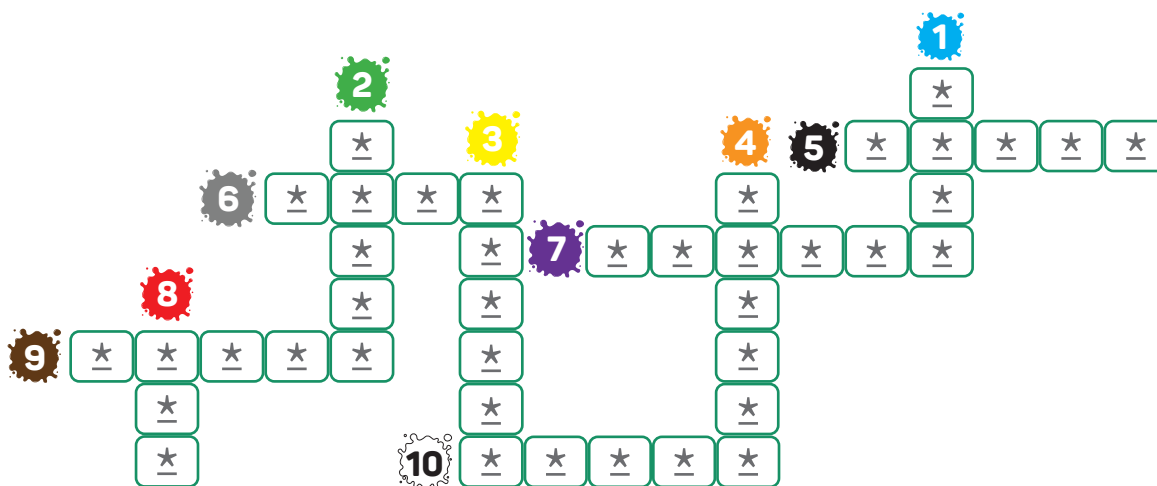


white



grey

2 Do the crossword.



PRONUNCIATION TARGET

Listen and repeat.

ck – /k/

black, clock

Track 15

**3** Read the conversations and complete the sentences.

**Conversation 1**

**Mike:** Look at this pencil. This pencil is orange. It is not my pencil.

**Kelly:** What colour is your pencil?

**Mike:** My pencil is blue.

**Kelly:** Look at that pencil. That pencil is blue. It is your pencil.



**Conversation 2**

**Kelly:** Look at these pencils! These pencils are green. These are not my pencils.

**Mike:** What colour are your pencils?

**Kelly:** My pencils are purple.

**Mike:** Look at those pencils. Those pencils are purple. Those are your pencils.

**Mike**

1. His pencil is   ★  .

**Kelly**

2. Her pencils are   ★  .



**GRAMMAR TARGET**

**This** pencil is orange.

**These** pencils are green.



**this**

**What** colour **is this** pencil?

**What** colour **is that** pencil?

**That** pencil is blue.

**Those** pencils are purple.



**that**



**these**

**What** colour **are these** pencils?

**What** colour **are those** pencils?




**those**



**4** Complete the sentences with *is* or *are*.

0. What colour is that photo album? That photo album is purple.
1. What colour are those pens? Those pens are grey.
2. What colour is that school bag? That school bag is brown.
3. What colour is this ruler? This ruler is yellow.
4. What colour are these pencils? These pencils are orange.
5. What colour are those notebooks? Those notebooks are blue.
6. What colour is that eraser? That eraser is white.

**5** Look at the pictures. Write questions and answers.

 <p>0. What colour is this eraser? This eraser is blue.</p>	 <p>1. ★ ★ ★ .</p>	 <p>2. ★ ★ ★ .</p>	 <p>3. ★ ★ ★ .</p>
 <p>4. ★ ★ ★ .</p>	 <p>5. ★ ★ ★ .</p>	 <p>6. ★ ★ ★ .</p>	 <p>7. ★ ★ ★ .</p>
 <p>8. ★ ★ ★ .</p>	 <p>9. ★ ★ ★ .</p>	 <p>10. ★ ★ ★ .</p>	 <p>11. ★ ★ ★ .</p>

**6** Ask and answer questions about the things in your classroom.

	What colour is this pen?	This pen is red.	
	What colour is that pen?	That pen is blue.	
	What colour are these rulers?	These rulers are orange.	
	What colour are those rulers?	Those rulers are green.	

# 5

Lesson

## How old are you?

1 Look, listen and say.

Track 16



eleven



twelve



thirteen



fourteen



fifteen



sixteen



seventeen



eighteen



nineteen



twenty

2 Match the numbers.

1. FOURTEEN
2. SEVENTEEN
3. NINETEEN
4. EIGHTEEN
5. SIXTEEN
6. FIFTEEN
7. ELEVEN
8. THIRTEEN
9. TWELVE
10. TWENTY

- a. 11
- b. 13
- c. 12
- d. 16
- e. 15
- f. 17
- g. 14
- h. 18
- i. 19
- j. 20



PRONUNCIATION TARGET

ee – /i:/

Listen and repeat:

bee



tree



thirteen

13

fourteen

14

Track 17



### 3 Read and write ages.



Hi! My name is Farid.  
I am twelve years old.  
These are my friends.

Her name is Shams.  
She is eleven years old.

His name is Tom. He is  
ten years old.

Her name is Amy. She  
is thirteen years old.

His name is Bob. He is  
fourteen years old.



Farid

0. 12

Shams

1. ★

Tom

2. ★

Amy

3. ★

Bob

4. ★



#### GRAMMAR TARGET



I am Shams.  
**My** name is Shams.

he



**He** is Ali.  
**His** name is Ali.

she



**She** is Lala.  
**Her** name is Lala.

### 4 Complete the sentences with *he/she/his/her*.

0. He is Yusif. He is 14 years old. His notebook is brown.
1. ★ is Kelly. ★ is 11 years old. ★ bag is green.
2. ★ is Banu. ★ is 12 years old. ★ pen is red.
3. ★ is Nick. ★ is 14 years old. ★ book is blue.
4. ★ is Tom. ★ is 13 years old. ★ pencil is black.
5. ★ is Lucy. ★ is 15 years old. ★ notebook is purple.

**5** Look at the pictures and write sentences.

0. His name is Murad. He is 15 years old.

1. ★★★★★.

3. ★★★★★.


5. ★★★★★.

7. ★★★★★.

2. ★★★★★.

4. ★★★★★.

6. ★★★★★.



**6** Write questions.

0. How old is she? She is 13 years old.

1. ★★★★★? His name is Ali.

2. ★★★★★? Her name is Shams.

3. ★★★★★? She is 17 years old.

4. ★★★★★? He is 19 years old.

5. ★★★★★? My name is Lala.

6. ★★★★★? I am 12 years old.



REMEMBER

**How old are you?**

I am ... years old.

**How old is he/she?**

He/She is ... years old.



**7** Student A: Look at this page.

Student B: Look at page 106.

Ask questions. Find names and ages.



**8** Walk and talk to two students. Ask questions and find names and ages.

# Review

**1** Listen. Write names and telephone numbers.

Track 18



	1.	2.	3.	4.
<b>Names:</b>	★★★★	★★★★	★★★★	★★★★
<b>Telephone numbers:</b>	★★★★	★★★★	★★★★	★★★★

**2** Find the letters.

1. s★★★★ b★★	2. p★★★★ ★★★★★ u★	3. a★★★★	4. ★★m★★★★★
5. n★★★★★	6. f★★★★★	7. p★★★★ ★★★★★★	8. b★★★

**3** Match the questions to the answers.

- |                                    |                        |
|------------------------------------|------------------------|
| 0. What is your name? <b>b</b>     | a) It's 052 342 65 28. |
| 1. What is your telephone number?  | b) My name is Jason.   |
| 2. How old are you?                | c) Her name is Fidan.  |
| 3. What are these?                 | d) I'm 13.             |
| 4. What colour is your school bag? | e) These are my pens.  |
| 5. What is her name?               | f) It's yellow.        |






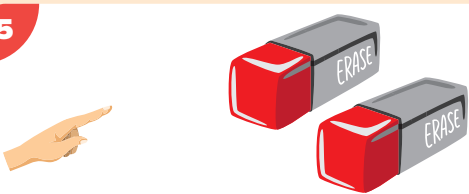
**4** Put *a* or *an*.

0. a ruler
1. a book
2. a apple
3. a eraser
4. a taxi
5. a notebook

**5** Match the words to the numbers.

<b>a</b> 	<b>b</b> 	<b>c</b> 	<b>d</b> 	<b>e</b> 	<b>f</b> 	<b>g</b> 
fourteen	twelve	twenty	eleven	thirteen	fifteen	seventeen

**6** Look at the pictures and write sentences with *this/that, these/those*.

<b>0</b>  0. These are pens.	<b>1</b> 
<b>2</b> 	<b>3</b> 
<b>4</b> 	<b>5</b> 

**7** Complete the sentences with *is* or *are*.

- |                                    |   |
|------------------------------------|---|
| 0. What colour <u>is</u> your bag? | 4. What colour <u>are</u> your erasers? |
| 1. These <u>are</u> my pens.       | 5. This <u>is</u> my friend Kevin.      |
| 2. That <u>is</u> my ruler.        | 6. Those pens <u>are</u> purple.        |
| 3. Kelly <u>is</u> 15 years old.   | 7. My pencils <u>are</u> yellow.        |

# 6

## Lesson

# My family

### 1 Look, listen and say.

Track 19



1. family



2. mother



3. father



4. sister



5. brother



6. cat



7. dog



8. door



9. window



10. house



11. small



12. big

### 2 Find the words.

1. fater

4. aa

7. og

10. oo

2. ise

5. oue

8. i

11. mahr

3. both

6. wind

9. mal

12. faiy

### 3 Read the text. Are the sentences *True* or *False*?



Hi! My name is Kate. I am ten years old. This is my family. My family is not big. This is my father. His name is Tom. This is my mother. Her name is Ann. This is my brother. His name is Mike. He is eleven years old.

This is our house. Our house is big. Its door is big, but its windows are small. These are our pets. Their names are Topsy and Molly. Our dog is brown. Our cat is yellow.

1. Kate is 9 years old.

3. Mike is her father.

2. Her family is small.

4. The pets are yellow.

**GRAMMAR TARGET**

**Our** dog is brown.

It is **our** house.  
**Its** door is big.

These are my pets.  
**Their** names are Topy and Molly.

**4** Complete the sentences with *My/Your/His/Her/Its/Our/Their*.

0. This is my brother. **His** name is Murad.
1. These are his sisters. **★** names are Sona and Leyla.
2. This is my friend Zahra. **★** family is big.
3. This is my house. **★** door is brown.
4. These are my brothers. **★** houses are big.
5. This is my house. **★** windows are big.
6. **★** name is Ali. My family is big.
7. This is my family. **★** house is small.
8. These are my pets. **★** names are Coco and Lucy.
9. You are my friend. **★** name is Bill.

**REMEMBER**

Dogs and cats are **pets**.

**5** Listen and choose **a** or **b**.

Track 20



1

**a** **b**

2

**a** **b**

3

**a** **b**

**PRONUNCIATION TARGET**

l i

/aɪ/

Mike, time

/ɪ/

big, its

Track 21

**6** Complete the text with the words from the box.

**father   small   family   mother   dog   brother**

Hi! My name is Jack. This is my This is my **0)** family.  
 It is not big. It is **1)** ★. This is my **2)** ★. His name is  
 John. This is my **3)** ★. Her name is Kelly. This is my  
**4)** ★. His name is Jim. He is 5 years old. This is my  
**5)** ★. It is yellow.

**7** Tell your partner about your family.

# 7

## Lesson

# My country – Azerbaijan!

### 1 Look, listen and say.

Track 22



### 2 Find the words.

1. JANBEZAIIRA



2. RETKUY



3. HTE SUA



4. TEH KU



5. RANFEC



6. AYTIL



7. APNAJ



8. IHNCA



#### PRONUNCIATION TARGET

ch – /tʃ/ China, Chao, teacher

Track 23

### 3 Read the text and complete the table.



Hi! My name is Murad. I am from Azerbaijan. This is my teacher. Her name is Ms. Emily. She is from the UK. These are my friends. They aren't from Azerbaijan. His name is Chao. He is from China and her name is Julia. She is from the USA.

**Names:**

Murad

Ms. Emily

Chao

Julia

**Countries:**

Azerbaijan

1. ★

2. ★

3. ★





# GRAMMAR TARGET

BE			
Affirmative		Negative	
Long form	Short form	Long form	Short form
I <b>am</b>	I'm	I <b>am not</b>	I'm <b>not</b>
You <b>are</b>	You're	You <b>are not</b>	You <b>aren't</b>
He <b>is</b>	He's	He <b>is not</b>	He <b>isn't</b>
She <b>is</b>	She's	She <b>is not</b>	She <b>isn't</b>
It <b>is</b>	It's	It <b>is not</b>	It <b>isn't</b>
We <b>are</b>	We're	We <b>are not</b>	We <b>aren't</b>
You <b>are</b>	You're	You <b>are not</b>	You <b>aren't</b>
They <b>are</b>	They're	They <b>are not</b>	They <b>aren't</b>

## 4 Complete the sentences with 'm, 's, 're.

0. They're students.
1. She ☆ my teacher. She ☆ from the USA.
2. It ☆ a dog.
3. He ☆ my friend. He ☆ from Turkey.
4. We ☆ from Azerbaijan.
5. It ☆ an eraser.
6. You ☆ a teacher.
7. They ☆ from Italy.
8. I ☆ from Azerbaijan.

## 5 Complete the sentences with the negative forms of be.

0. I'm not a student.
1. My friend ☆ from China.
2. They ☆ from France.
3. It ☆ my notebook.
4. She ☆ from Japan.
5. You ☆ from Turkey.
6. We ☆ from the USA.

## 6 Listen to the conversation and write the countries.

Track 24



1. Ali  
★★★★



2. Kate  
★★★★



3. Adam  
★★★★



4. Lian  
★★★★



#### REMEMBER

**Where** are you from?  
**Where** is he/she from?  
**Where** are they from?

### 7 Write questions.

0. Where are you from? I am from Azerbaijan.
1. ★★★★? They are from France.
2. ★★★★? Daniel is from the UK.
3. ★★★★? She is from Japan.
4. ★★★★? We are from Turkey.
5. ★★★★? Chio is from China.
6. ★★★★? He is from Italy.
7. ★★★★? Ali and Murad are from Azerbaijan.



- 8 **Student A:** Look at this page.  
**Student B:** Look at page 107.  
Ask questions and write answers.  
Student A



1. Lucy, France



2. ???



3. Ibrahim, Turkey




4. ???



5. Lian and Bao, China



6. ???



7. Antonio, Italy



8. ???

# 8

Lesson

## Are you happy?

1 Look, listen and say.

Track 25



1. happy



2. funny



3. cold



4. hot




5. hungry



6. sad



7. angry



8. tired




PRONUNCIATION TARGET

ng – /ŋg/ angry, hungry

Track 26

2 Complete the sentences with the words from task 1.



0. She's cold.



1. He's funny.



2. She's sad.




3. He's tired.



4. It's hot.



5. We're happy.



6. It's angry.



7. He's hungry.

3 Listen to the picture story and put the pictures in the correct order.

Track 27



#### GRAMMAR TARGET

#### Interrogative

Am I happy?  
Are you from England?  
Is he/she/it hungry?  
Are we tired?  
Are they tired?

#### Short Answers

Yes, I am. No, I'm not.  
Yes, I am. No, I'm not.  
Yes, he/she/it is. No, he/she/it isn't.  
Yes, we are. No, we aren't.  
Yes, they are. No, they aren't.

#### 4 Complete the conversations.

0. Are you happy today?

Yes, we are.

1. Is your friend from China?  
No, he isn't. He is from England.

2. Are you tired?  
No, I am not.

3. Are your sisters angry?  
No, they aren't. They are hungry.

4. Is Jack sad?

Yes, he is.

5. Are your friends cold?  
Yes, they are.

6. Are your cats funny?  
Yes, they are.

#### 5 Complete the questions. Then ask and answer the questions.

0. Are you  ?

4. Is your friend  ?

1. Are you  ?

5. Is your teacher  ?

2. Are your friends  ?

6. Is your friend  ?

3. Is it  ?

7. Is you  ?

#### 6 Complete the information about you.

Name	Age	Country	Today I am... .
<u>   </u> <u>   </u> <u>   </u>	<u>   </u> <u>   </u> <u>   </u>	<u>   </u> <u>   </u> <u>   </u>	<u>   </u> <u>   </u> <u>   </u>

#### 7 Ask and answer questions about the information in Task 6.

 What's your name?

Where are you from?

How old are you?

Are you happy?

My name is Yusif.

I'm from Azerbaijan.

I'm 12 years old.

Yes, I am.



# 9

## Lesson

# My school

### 1 Look, listen and say.

Track 28



1. school



2. flowers




3. tree



4. playground



5. classroom



6. wall



7. canteen



8. schoolyard



9. clean



10. dirty



11. teacher



12. students

### 2 Find the words.

1. cerhtea

2. yoslocdahr

3. nusttdes

4. lcena

5. trdiy

6. aruypgoldn

7. wfrsole

8. eetr

9. colmssaro

10. Isocoh

11. nceanet

12. lawl

### 3 Read the text. Are the sentences *True* or *False*?



Hi! My name is Jamal. I am 12 years old. This is my school. It isn't big. There are 12 classrooms in our school. There is a canteen. The walls in the canteen are white. The doors and windows in our school are white, too. They are clean. They are not dirty. There is a small playground in our schoolyard. There are trees and flowers in our schoolyard, too. The students and teachers are happy in our school.

1. Jamal is thirteen years old.
2. His school is small.
3. The doors and windows in his school are dirty.
4. The students aren't happy.



#### GRAMMAR TARGET

##### There is / There are

There is + a singular noun

There is a playground.

There are + (number) + a plural noun (books, apples, rulers etc.)

There are 12 classrooms in our school.



#### REMEMBER

##### In + the place

In the school / playground / schoolyard /  
canteen / classroom / bag / house



##### Do you remember?

a book - 2 books

an apple - 3 apples

a teacher - 2 teachers

#### 4 Complete the sentences with *is* or *are*.

0. There are 2 books in the schoolbag.
1. There ☆ 3 teachers in the classroom.
2. There ☆ a pen in the bag.
3. There ☆ a playground in the schoolyard.
4. There ☆ 17 classrooms in the school.
5. There ☆ 7 trees in the schoolyard.



#### PRONUNCIATION TARGET

C c	/k/	clean, classroom, colour
	/s/	city, cinema

Track 29



#### 5 Put the words in the right order.

0. small / My / classroom / is.      My classroom is small.
1. is / school / big / Our.
2. aren't / windows / Our / dirty.
3. classroom / dirty / Is / your?
4. There / flowers / in our schoolyard / are.
5. in our schoolyard / There / a / big / is / playground.

#### 6 Make up sentences with *there is*, *there are*.

0. flowers / schoolyard.      There are flowers in the schoolyard.
1. 3 / student / playground.
2. 9 / tree / schoolyard.
3. 1 / ruler / schoolbag.
4. 1 / apple / schoolbag.
5. 2 / dogs / house.

#### 7 Write about your school. Use the words in the box.

classroom	window	playground	tree
student	teacher	canteen	dirty
door	schoolyard	flower	clean



# 10

## Lesson

# Where are the things?

### 1 Look, listen and say.

Track 30



1. on



2. in front of



3. behind



4. next to



5. between



6. under



7. desk



8. table



9. whiteboard



10. chair



11. picture



12. clock

### 2 Find the letters.

1. \*ict\*\*e

4. c\*oc\*

7. be\*\*e\*n

2. \*es\*

5. \*eh\*nd

8. \*\*it\*b\*a\*\*

3. c\*ai\*

6. un\*\*\*

9. \*abl\*

#### PRONUNCIATION TARGET

U u

/ʌ/

under, cup

/ju:/

student

Track 31

#### REMEMBER

– 1 –

on / under/ behind/in front of/next to  
+ the place

on the desk/ behind the door/  
in front of the whiteboard/ next to  
the tree


– 2 –

between + the plural noun  
between the desks/windows/chairs  
between + the object + and + the  
object  
between the board and the door


**3** Look at the pictures. Answer the questions.


0. Where are the pencils?

 desk  
They are under the desk.




1. Where is the ball?

 chair  
★★★★.




2. Where is the ruler?

 bag  
★★★★.



3. Where are the students?

 teacher  
★★★★.



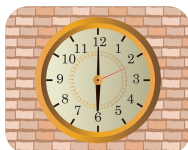
4. Where is the teacher?

 children  
★★★★.





5. Where is the clock?

 wall  
★★★★.



6. Where is the picture?

 clock  
★★★★.



**4** Listen and complete the sentences.

1. She is a ★.
2. There are ★ desks in the classroom.
3. The wall in the classroom is ★.
4. The clock is ★.
5. There is a ★ whiteboard.



Track 32



**GRAMMAR TARGET**

**There is / There are**

**Long negative forms:**

There is not a map in the classroom.

There are not any pictures on the wall.

**Short negative forms:**

There isn't a map in the classroom.

There aren't any pictures on the wall.

5 Look at the signs   and make up sentences.

0. a map in our classroom



There isn't a map in our classroom.

1. pictures on the wall



1. \*\*\*\*

2. pens under the chair



2. \*\*\*\*

3. a ruler between the book and notebook



3. \*\*\*\*

4. pens next to the notebook



4. \*\*\*\*

6 Listen and find negative sentences. Choose a or b.

Track 33



1. a) b)

2. a) b)

3. a) b)

7 Make up sentences in the negative.

0. There aren't any pencils in the school bag.



in



1. \*\*\*\*.




behind



2. \*\*\*\*.



on



3. \*\*\*\*.



in



4. \*\*\*\*.



in front of



5. \*\*\*\*.



between



8 Describe your classroom.

# Review 2

1 Listen and choose **a** or **b**.

Track 34

1  <b>a</b>	 <b>b</b>
2  <b>a</b>	 <b>b</b>
3  <b>a</b>	 <b>b</b>
4  <b>a</b>	 <b>b</b>

2 Replace the underlined words with **she/he/it/they/we**.

- |   |                                 |
|---|---------------------------------|
| 0. <u>Malik</u> is my friend. <u>He</u> is my friend. | 4. <u>Vafa</u> is my sister.    |
| 1. <u>Murad</u> is 13 years old.                      | 5. <u>My dog</u> is small.      |
| 2. <u>Arzu and Kevin</u> are my friends.              | 6. <u>Our classroom</u> is big. |
| 3. <u>Laman and I</u> are 12 years old.               |                                 |

3 Look at the pictures and complete the sentences.

1  She is <u>☆</u> .	2  The dog is <u>☆</u> .
3  The cat is <u>☆</u> .	4  It is <u>☆</u> .

**4** Complete the sentences with *Your/His/Her/Its/Our/Their*.

0. This is my house. Its walls are white.
1. This is my house. ★ doors are white.
2. These are my friends. ★ names are Katie and Jeyla.
3. This is my sister. ★ name is Ayla.
4. My name is Gulay. What is ★ name?
5. This is Jamal. ★ house is big.
6. We are in the classroom. ★ classroom is clean.


**5** Complete the questions and answers.

0. Is your friend tired? Yes, he is.
1. ★ she form England? No, ★.
2. ★ they happy? Yes, ★.
3. ★ your classroom big? No, ★.
4. ★ your friends in the canteen? No, ★.
5. ★ the ball in the bag? Yes, ★.

**6** Complete the sentences with *is, are, isn't or aren't*.

0. There aren't pictures on the wall. They are on the table.
1. There ★ a playground in our school. It is big.
2. There ★ children in the schoolyard. They are happy.
3. There ★ a clock on the wall. It is on the table.
4. There ★ 3 pencils on the desk. They are red and yellow.
5. There ★ flowers in our schoolyard. They are purple.

**7** Look at the pictures and answer the questions.



1. Where is the ruler?
2. Where is the pen?
3. Where is the eraser?
4. Where is the pencil sharpener?
5. Where is the book?
6. Where is the pencil?


# 11

Lesson


## My House

1 Look, listen and say.


Track 35



1. living room



2. dining room




3. bedroom



4. kitchen



5. bathroom



6. balcony



7. hallway



8. garden



9. garage



10. house



11. flat



**2** Look at the pictures. Where can you see them around a house?



0. in the garden



1. in the star



2. in the star



3. in the star



4. in the star



5. in the star



**PRONUNCIATION TARGET**

Listen and repeat.

Track 36



oo /u/



look



book



good

oo /u:/



room



moon



school

**3** Read the conversation and complete the sentences.



**Julia:** Hi, Kate!

**Kate:** Hi, Julia!

**Julia:** Is that your house?

**Kate:** Yes, it is. There are two bedrooms, one living room, two bathrooms and a balcony in my house.

**Julia:** Is there a dining room in your house?

**Kate:** Yes, there is. It is next to our kitchen.

**Julia:** Is there a balcony in your house?

**Kate:** Yes, there is. There is a small balcony in our house.

**Julia:** Are there any trees and flowers in your garden?

**Kate:** Yes, there are. Look! There are green trees and red flowers in our garden.

**Julia:** Is there a car in the garage?

**Kate:** No, there isn't. There are tables and chairs in the garage.

**Julia:** Your house is big and good, Kate.

**Kate:** Thanks, Julia.



1. There are two    and    in the house.
2. There is a    next to the kitchen.
3. There is a small    in the house.
4. There are flowers in the   .
5. There are    in the garage.



#### GRAMMAR TARGET

#### Is there? / Are there any..?

Is there a dining room in your flat? Yes, there is. / No, there isn't.  
Are there any trees in your garden? Yes, there are. / No, there aren't.

#### 4 Write short answers to the questions.


- |  |  |                  |
|--|--|------------------|
| 0. Is there a garage in your house?      |  | No, there isn't. |
| 1. Is there a balcony in your house?     |  | ★★★★             |
| 2. Is there a dining room in your flat?  |  | ★★★★             |
| 3. Are there any flowers in your garden? |  | ★★★★             |
| 4. Is there a big kitchen in your house? |  | ★★★★             |
| 5. Are there two bathrooms in your flat? |  | ★★★★             |

#### 5 Read the answers and write the questions.

0. Is there a garage in your house? No, there isn't. There isn't a garage in our house.
1. ★★★★? Yes, there are. There are two bathrooms in my house.
2. ★★★★? Yes, there is. There is a big hallway in my flat.
3. ★★★★? No, there isn't. There isn't a balcony in our house.
4. ★★★★? Yes, there is. There is a small dining room in our flat.
5. ★★★★? No, there isn't. There isn't a big living room in my house.

#### 6 Look at the picture and answer the questions.

1. Are there two bedrooms in the flat?
2. Is there a dining room in the flat?
3. What is there next to the kitchen?
4. What is there between the bedroom and the kitchen?
5. Is there a balcony in the flat?



#### 7 Ask questions about your partner's house or flat.



# 12

Lesson

## My Room

1 Look, listen and say.

Track 37



1. bed




2. bedside table



3. wardrobe



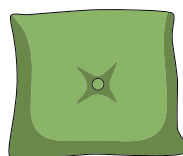
4. armchair



5. lamp




6. mirror



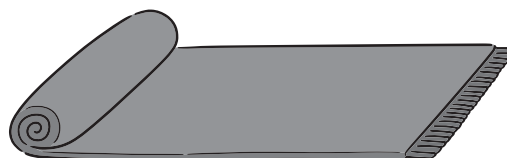
7. cushion



8. bookcase



9. sofa



10. carpet

2 Look at the pictures and guess the words.




1. ★



2. ★



3. ★



4. ★



5. ★



6. ★



### PRONUNCIATION TARGET

Listen and repeat:

ar – /ɑː/

**arm**chair

**car**pet

**ward**robe – /ɔː/

Track 38



### 3 Read about Kevin's room. Are the sentences *True* or *False*?



Hi! My name is Kevin. I am eleven years old. I am from America. My favourite colours are orange and blue. This is my room. It's next to our dining room. My bed is between two bedside tables. There are some cushions on my bed. There are not any sofas and armchairs in my room. They are in the living room. There is a desk next to the bedside table. My computer is on my desk. There is a chair in front of my desk. It's white. There is a map on the wall. There is a whiteboard between the map and the bookcase, too. There aren't any mirrors in my room. It is in the hallway. There is a big and orange carpet in my room. I am happy in my room.

1. There are two bedside tables in his room.
2. The bookcase is next to the whiteboard.
3. There are some mirrors in his room.
4. There are armchairs and sofas in their dining room.
5. His carpet is yellow.



### GRAMMAR TARGET



any

some



Are there **any** cushions on the sofa?

No, there **aren't**. There **aren't any** cushions on the sofa.

Are there **any** chairs in the kitchen?

No, there **aren't**. There **aren't any** chairs in the kitchen.

Yes, there are.

There are **some** cushions on the sofa.

Yes, there are.

There are **some** chairs in the kitchen.

**4** Complete the sentences with *some* or *any*.

1. There are    carpets in our house.
2. Are there    mirrors in your flat?
3. There aren't    bedside tables in her bedroom.
4. Are there    lamps in their bedroom?
5. There are    books in the bookcase.

**5** Look at the picture and say where the things are:

0. The grey carpet is under the bed.

0. the grey carpet

1. the green lamp

3. the orange cushion

5. the big bed

2. the white bedside table

4. the brown wardrobe

6. the green armchair



**6** Talk to your partner. Ask and answer the questions. Use *some* or *any*.

*Example:*

**Student A:** Are there any wardrobes in your house?

**Student B:** Yes, there are. There are some wardrobes in my house.

No, there aren't. There aren't any wardrobes in my house.

0. wardrobe

1. bedside table

2. mirror

3. cushion

4. lamp

5. carpet

6. bookcase

**7** Write about your room.

# 13

Lesson

## My clothes

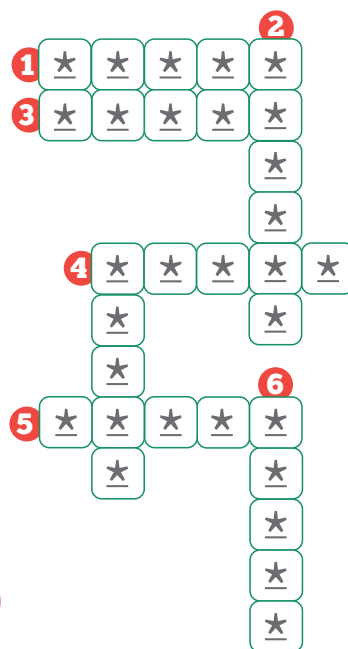
1 Look, listen and say.

Track 39

			
1. T-shirt	2. trousers	3. jeans	4. shoes
			
5. cap	6. shirt	7. clothes	8. socks
			
9. jumper	10. dress	11. skirt	12. glasses

2 Do the crossword.

Down	Across
2 	1 
4 	3 
6 	4 
	5 




PRONUNCIATION TARGET

Listen and repeat.

th	/ð/	this, those
	/θ/	thing, cloth

Track 40

### Do you remember?

**This** is my T-shirt. **It** is yellow.  
**These** are my T-shirts. They are yellow.  
~~This~~ is my glasses. ~~It~~ is brown.  
**These** are my glasses. **They** are brown.



### REMEMBER

Glasses, shoes, jeans and socks are always in **plural**.

### 3 Look at the pictures and write sentences.



0. These are my shoes.  
They are brown.



1. \*\*\*\*.



2. \*\*\*\*.



3. \*\*\*\*.



4. \*\*\*\*.



5. \*\*\*\*.



6. \*\*\*\*.



7. \*\*\*\*.



8. \*\*\*\*.

### 4 Listen to the conversations and complete the sentences.

Track 41



#### Conversation 1

**A:** I have got a blue cap. Have you got a cap?  
**B:** Yes, I have. I have got 1.    caps.  
**A:** What colour are 2.    caps?  
**B:** They are 3.    and grey.

#### Conversation 2

**A:** Have you got black glasses?  
**B:** 4.   , I haven't. I haven't got black glasses.  
**A:** What colour are your 5.   ?  
**B:** They are 6.   .

**GRAMMAR TARGET****Affirmative +**

I have got a cap.

**Negative –**

I haven't got a cap.

**Question**

Have you got a cap?

**Short answers.**

Yes, I have.

No, I haven't.

**5 Put the words in the right order.****0.** I / yellow / have / a / got / blouse.I have got a yellow blouse.**1.** blue / you / shoes / Have / got?**2.** haven't / I / a / got / shirt.**3.** you / got / Have / skirt / a / white?**4.** got / have / caps / three / I.**5.** got / I / blue / socks / haven't.**6 Put the conversation in the right order.****a)** Yes, I have.**b)** It is pink.**c)** Have you got green jeans?**d)** What colour is it?**e)** Have you got a T-shirt?**f)** They are blue.**g)** No, I haven't. I haven't got green jeans.**h)** What colour are your jeans?

★

★

★

★

**1**

★

★

★

**7 Student A: You have got these things. Ask your partner questions about *his/ her* things.****Student B: See page 107.**

# 14

## Lesson

# My body

1 Look, listen and say.

Track 42



1. eye



2. ear



3. mouth



4. hand



5. nose



6. face




7. blonde hair



8. dark hair

2 Look and read. Write **True** or **False**.



0. Number 1 is a mouth. **F**

1. Number 2 is an eye. **★**

2. Number 3 is an ear. **★**

3. Number 4 is a nose. **★**

4. Number 5 is a hand. **★**

5. Number 6 is a face. **★**

TRUE

FALSE



### PRONUNCIATION TARGET

Listen and repeat.

O o

/əʊ/

nose, rose, home

/ɒ/

pot, dot

Track 43



**3** Match the parts of the text (A-D) to the pictures (1-5). One picture is extra.



- A.** This is my sister. Her name is Elza. She is 12 years old. Elza's eyes are blue. Her hair is blonde.
- B.** This is my sister's dog. His name is Simba. Simba's ears are big. He is black, brown and white. He is happy.
- C.** This is Princess. She is in my sister's hand. She is my cat's baby. She is tired.
- D.** Princess's face is small. Her nose is black.

**4** Read the parts of the text again. Are the sentences *True* or *False*?

- 1.** My sister's eyes are green.
- 2.** Simba is my cat .
- 3.** Simba's ears aren't small.
- 4.** Princess's nose is black.



**GRAMMAR TARGET**

**Possessive nouns**

Elza's + eyes  
my sister 's + **dog**  
her dog 's + **ears**  
her cat 's + **nose**

Elza's eyes are blue.  
My sister's dog is white.  
Her dog's ears are big.  
Her cat's nose is black.



**REMEMBER**

**Possessive nouns**

This is Rustam's jacket.  
Rustam's + **dog** = **his dog**  
Rustam's + **black dog** = **his black dog**

This is Ayten's cat.  
Ayten's + **cat** = **her cat**  
Ayten's + **white cat** = **her white cat**

**5** Make up sentences.

- 0.** My friend / dog / white.  
My friend's dog is white.
- 1.** My father / eyes / black.
- 2.** My cat / nose / small.
- 3.** Jamal / hands / big.
- 4.** My friend / hair / blonde.
- 5.** Amir / dog / tired.
- 6.** Amy / glasses / big.
- 7.** Shuana / hair / dark.

**6** Listen and choose.

Track 44



1	<b>A</b> 	<b>B</b> 	<b>C</b> 
2	<b>A</b> 	<b>B</b> 	<b>C</b> 
3	<b>A</b> 	<b>B</b> 	<b>C</b> 
4	<b>A</b> 	<b>B</b> 	<b>C</b> 
5	<b>A</b> 	<b>B</b> 	<b>C</b> 

**7** Imagine this is your friend with his dog. Write about your friend and his dog.



# 15

Lesson

## My monster avatar

1 Look, listen and say.

Track 45



1. legs



2. feet



3. teeth



4. arm



5. head



6. tongue



7. knee



8. monster avatar

2 Look at the pictures. Write body parts.



**PRONUNCIATION TARGET**

Track 46



Listen and repeat:

G g

/g/

leg, flag

/dʒ/

giraffe, page

**REMEMBER**

foot



tooth



feet



teeth

**3 Match the texts to the avatars. Two avatars are extra.****Harry**

This is my monster avatar. Her name is Zumba. Zumba has got 3 legs. Her feet are big. Her knees are green. She has got a green face and 2 teeth. She has got 4 arms. Her arms are big. What is your avatar's name? Has she got big hands?

**Parviz**

This is my monster avatar. His name is Jo-Jo. He has got a big head. His hair is purple. His tongue is blue. He has got 9 teeth. They are big. He has got 2 arms and 1 leg. His foot is small. What is your avatar's name? How many legs has he got?



1



2



3



4

**4 Read the texts again. Are the sentences *True* or *False*?**

1. Zumba's feet are big.
2. Zumba's face is green.
3. Zumba's arms are small.

4. Jo-Jo's hair is green.
5. Jo-Jo's tongue is purple.
6. Jo-Jo has got an arm.

**GRAMMAR TARGET****Affirmative**

She has got a green face.

He has got a blue tongue.

**Negative**

She **hasn't got** a blue tongue.

He **hasn't got** a green face.

**Question**

**Has she got** a green face?

Yes, she has. She has got a green face.

**Has he got** a green face?

No, he hasn't. He hasn't got a green face.

**Questions with How many**

**How many** legs has Zumba got?

Zumba **has got 3 legs**.

**How many** arms has Jo-Jo got?

Jo-Jo **has got 2 arms**.

**5** Complete the sentences with the words in the box.

got	many	has got
hasn't got	has (3)	hasn't

**A: 0.** Has he got a yellow face?

**B:** Yes, he **1. \***. He **2. \*** a yellow face.

**A: 3. \*** he got a nose?

**B:** No, he **4. \***. He **5. \*** a nose.

**A:** How **6. \*** eyes has he got?

**B:** He has **7. \*** 3 eyes.

**6** Look at the pictures. Write sentences about these avatars. Use **has got/hasn't got**.

**0.** eyes

He has got 3 eyes.

**1.** hand

**2.** leg


**3.** nose

**4.** tongue

**5.** hair

**6.** eyes

**7.** teeth



Picture 1



Picture 2



Picture 3

**7** A. Create your monster avatar.

B. Ask your partner questions about his/her avatar. Use **Has he/she got..? How many... has she/he got?**

C. Answer your partner's questions about your avatar.

# Review 3

**1** Listen and match the people to the items. 2 items are extra.

Track 47



**1.** Jade



**2.** Jamal



**3.** Adrian



**4.** Lucy



**2** Write the questions.

**0.** Are there any trees in your garden?

– No, there aren't. There aren't any trees in our garden.

**1.** ★★★★

– Yes, I have. My glasses are black.

**2.** ★★★★

– Yes, I have. It is black. It is a big dog.

**3.** ★★★★

– Yes, there are. There are 2 bookcases in our classroom.

**4.** ★★★★

– No, I haven't. I have got a blue cap, not green.

**5.** ★★★★

– No, there isn't. There isn't a dining room in our flat.

**3** Complete the sentences with **any, some, got, many, have, has, hasn't**.

**0.** She hasn't got any flowers in her house.

**1.** Are there ★ books in the bookcase?

**4.** ★ you got a monster avatar?

**2.** There are ★ chairs in the garage.

**5.** She ★ got a lamp in her room.

**3.** How ★ rooms are there in your house?

**6.** Have you ★ a blue skirt?

#### 4 Make up sentences.

0. My friend/dog/white.

My friend's dog is white.

1. My brother/car/black.

2. Nurlan/flat/small.

3. My dogs/ears/big.

4. My friend/wardrobe/clean.

5. Jack/bicycle/blue.

6. Ann/sofa/grey.

7. Sandra/mirror/dirty.

#### 5 Look at the picture. Write sentences about this avatar. Use *has got/hasn't got*.

0. hands – He has got 4 hands.

1. arm


2. leg

3. nose

4. tongue

5. hair

6. face



#### 6 Look at the signs and write short answers.

0. Are you tired?



No, I am not.

1. Has your avatar got long legs?



★★★★

2. Are there any cushions on the sofa?



★★★★

3. Is there a garage in your house?



★★★★

4. Have you got a blue shirt?



★★★★

5. Are there any trees in your garden?



★★★★

#### 7 Look at the picture and describe the room.





# 16

## Lesson

# Yes, I CAN!

### 1 Look, listen and say.


Track 48



1. ride a bike



2. fly a kite



3. do puzzles



4. drive a car



5. play chess



6. draw pictures



7. play the guitar



8. bake a cake



9. sing songs

### 2 Match the halves.

0. play a

a. chess

1. bake

b. a kite

2. ride

c. puzzles

3. drive

d. songs

4. draw

e. a cake

5. fly

f. the guitar

6. sing

g. a bike

7. play

h. pictures

8. do

i. a car

### PRONUNCIATION TARGET

Say the letter names of "a" – /eɪ/ and "i" – /aɪ/ when you see "e" at the end of the words:

bake /beɪk/

bike /baɪk/

Track 49

**3** Read the words and sort them out.

/æ/	/ɪ/	/eɪ/	/aɪ/
tap	***	***	***

- |         |          |
|---------|----------|
| 0. tap  | 5. map   |
| 1. kite | 6. pin   |
| 2. can  | 7. cake  |
| 3. bake | 8. drive |
| 4. make | 9. bin   |

Listen and check.

Track 50

**4** Read about Yahya and Shams. Are the sentences **True** or **False**?



Hi! My name is Yahya. I am 12 years old. I am from Azerbaijan. This is my skateboard. It's blue and green. I can skateboard, but I can't play chess. I can also play the guitar. What can you do?



Hello! My name is Shams. I am 10 years old. I am from Azerbaijan. I can draw pictures. These are my pictures. I can sing English songs, but I can't play the guitar. Can you play the guitar?

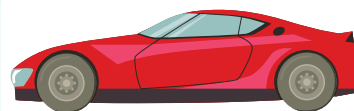
1. Yahya is twelve years old.
2. Yahya has got a blue and green bike.
3. Shams hasn't got any pictures.
4. Shams and Yahya are from Azerbaijan.



**GRAMMAR TARGET**

I/you/he/she/we/they


can  
can't



I **can** play chess. I **can** ride a bike, **too**.  
I **can't** drive a car.  
I **can** ride a bike, **but** I **can't** drive a car.  
Can you drive a car? **Yes, I can. / No, I can't.**

**5** Look at the pictures and say what these children can do.

0. Lisa can play the guitar.



0. Lisa



1. Ted



2. Fiona



3. Matt



4. Ann



5. Ken

**6** Make negative sentences and questions.

0. Mike can play the guitar.



Mike can't play the guitar.

1. Diana can fly a kite.



★★★★

2. Our teacher can drive a car.



★★★★

3. His brother can play chess.



★★★★

4. Ken's mother can bake a cake.



★★★★

5. My friend can ride a bike.



★★★★

**7** Walk and talk. Ask your friends. Find someone who can do three of these.



# 17

Lesson

## Directions

1 Look, listen and say.

Track 51



1. go straight



2. turn right



3. turn left




4. go past



5. bank



6. park



7. cinema



8. toy shop



9. library



10. supermarket



11. school



12. museum

2 Look at the pictures. Where can you see them? Find the places.



0. in the library



1. in the ☆



2. in the ☆



3. in the ☆



4. in the ☆



5. in the ☆

**3** Listen to the conversation between Ted and Emma and answer the question.

Track 52



Where is the library?

- a. Next to the park
- b. Between the cinema and school
- c. Next to the bank



**GRAMMAR TARGET**



Turn right!

Go past the toy shop!



Don't go straight!

Don't go to the supermarket!

Track 53



**4** Look at the pictures and make sentences.

*Example:*

Don't go to the cinema! Go to the museum!



**PRONUNCIATION TARGET**

Listen and repeat:

sh – /ʃ/ shop, fish, shoes

0				
1				
2				
3				
4				
5				

**5** Look at the map.

**Student A:** – Tell your partner how to go to the supermarket.

**Student B:** – Tell your partner how to go to the bank.



**6** Hide your pencil (pen, book, eraser) in your classroom. Write directions to your friend to find it.





# 18

Lesson

## Calendar

1 Look, listen and say.

Track 54



1. week

MONDAY TUESDAY WEDNESDAY THURSDAY FRIDAY SATURDAY SUNDAY

2. month

2020

JANUARY

Su	Mo	Tu	We	Th	Fr	Sa
					1	2
5	6	7	8	9	10	11
12	13	14	15	16	17	18
19	20	21	22	23	24	25
26	27	28	29	30	31	

3. year

2020

JANUARY

Su	Mo	Tu	We	Th	Fr	Sa
5	6	7	8	9	10	11
12	13	14	15	16	17	18
19	20	21	22	23	24	25
26	27	28	29	30	31	

FEBRUARY

Su	Mo	Tu	We	Th	Fr	Sa
2	3	4	5	6	7	8
9	10	11	12	13	14	15
16	17	18	19	20	21	22
23	24	25	26	27	28	29

MARCH

Su	Mo	Tu	We	Th	Fr	Sa
1	2	3	4	5	6	7
8	9	10	11	12	13	14
15	16	17	18	19	20	21
22	23	24	25	26	27	28
29	30	31				

APRIL

Su	Mo	Tu	We	Th	Fr	Sa
5	6	7	8	9	10	11
12	13	14	15	16	17	18
19	20	21	22	23	24	25
26	27	28	29	30		

MAY

Su	Mo	Tu	We	Th	Fr	Sa
3	4	5	6	7	8	9
10	11	12	13	14	15	16
17	18	19	20	21	22	23
24	25	26	27	28	29	30

JUNE

Su	Mo	Tu	We	Th	Fr	Sa
1	2	3	4	5	6	
7	8	9	10	11	12	13
14	15	16	17	18	19	20
21	22	23	24	25	26	27
28	29	30				

JULY

Su	Mo	Tu	We	Th	Fr	Sa
5	6	7	8	9	10	11
12	13	14	15	16	17	18
19	20	21	22	23	24	25
26	27	28	29	30	31	

AUGUST

Su	Mo	Tu	We	Th	Fr	Sa
9	10	11	12	13	14	15
16	17	18	19	20	21	22
23	24	25	26	27	28	29

SEPTEMBER

Su	Mo	Tu	We	Th	Fr	Sa
6	7	8	9	10	11	12
13	14	15	16	17	18	19
20	21	22	23	24	25	26
27	28	29	30			

OCTOBER

Su	Mo	Tu	We	Th	Fr	Sa
4	5	6	7	8	9	10
11	12	13	14	15	16	17
18	19	20	21	22	23	24
25	26	27	28	29	30	31

NOVEMBER

Su	Mo	Tu	We	Th	Fr	Sa
1	2	3	4	5	6	7
8	9	10	11	12	13	14
15	16	17	18	19	20	21
22	23	24	25	26	27	28
29	30					

DECEMBER

Su	Mo	Tu	We	Th	Fr	Sa
6	7	8	9	10	11	12
13	14	15	16	17	18	19
20	21	22	23	24	25	26
27	28	29	30	31		

2 Find the words.

1. yW nees d a d
2. yS a n d u
3. S t u d a r a y

4. d e T s a u y
5. i r a F d y
6. i r p A l

7. n e J u
8. g t u A u s
9. r h M c a



REMEMBER

Write the names of days and months in capital letters.



monday  
april



Monday  
April





### PRONUNCIATION TARGET

ay – /eɪ/

day /deɪ/

May /Meɪ/

say /seɪ/

Track 55



**3** Listen to the conversation between Daniel and Bella.  
Answer the questions.

Track 56



1. When is Daniel's birthday?

a) in February

b) in March

c) in September

2. What day is his birthday party?

a) on Friday

b) on Monday

c) on Sunday

3. When is Bella's birthday?

a) in October

b) in July

c) in August



### GRAMMAR TARGET

On Monday/ on Tuesday ...

In January/ in February ...

MONDAY

TUESDAY

WEDNESDAY

THURSDAY

FRIDAY

SATURDAY




SUNDAY



**4** Look at Ted's calendar and say when the birthdays are.

*Example:*

Ted's mother's birthday is in February.



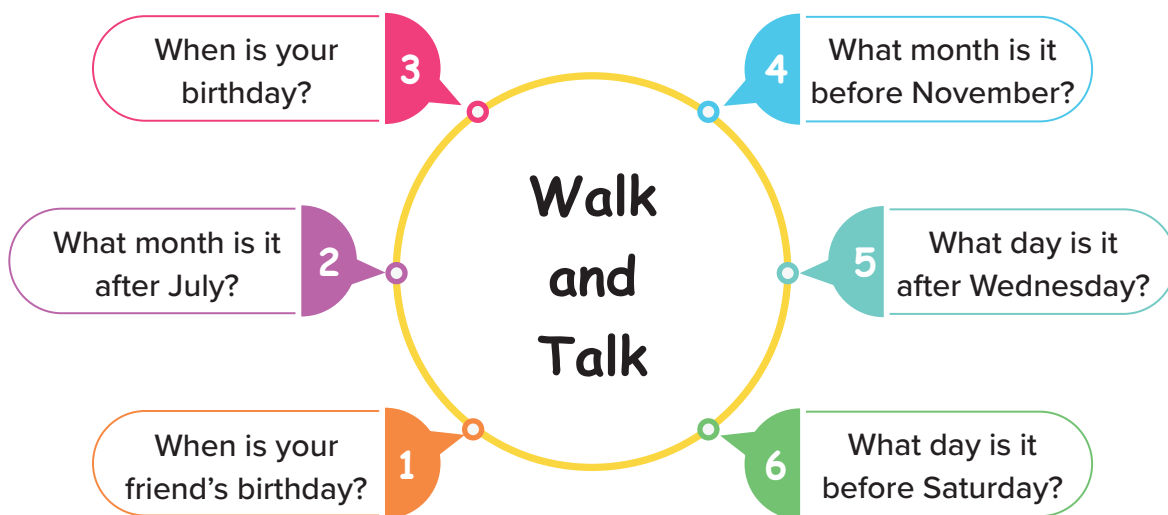
**5** Complete the sentences with *on* or *in*.

0. There are 7 days in one week.
1. My sister's birthday is ★ May.
2. Our football game is ★ Saturday.
3. There are four weeks ★ one month.
4. My birthday party is ★ Sunday.
5. Nowruz is ★ March.

**6** Choose the correct option.

1. Seven is *before/after* six.
2. November is *before/after* December.
3. Wednesday is *before/after* Thursday.
4. May is *before/after* April.
5. Saturday is *before/after* Sunday.

**7** Walk and talk. Ask the questions.



# 19

Lesson

## Time

1 Look, listen and say.

Track 57



1. morning



2. afternoon



3. evening



4. night



5. early

8:00



6. late

30

7. thirty

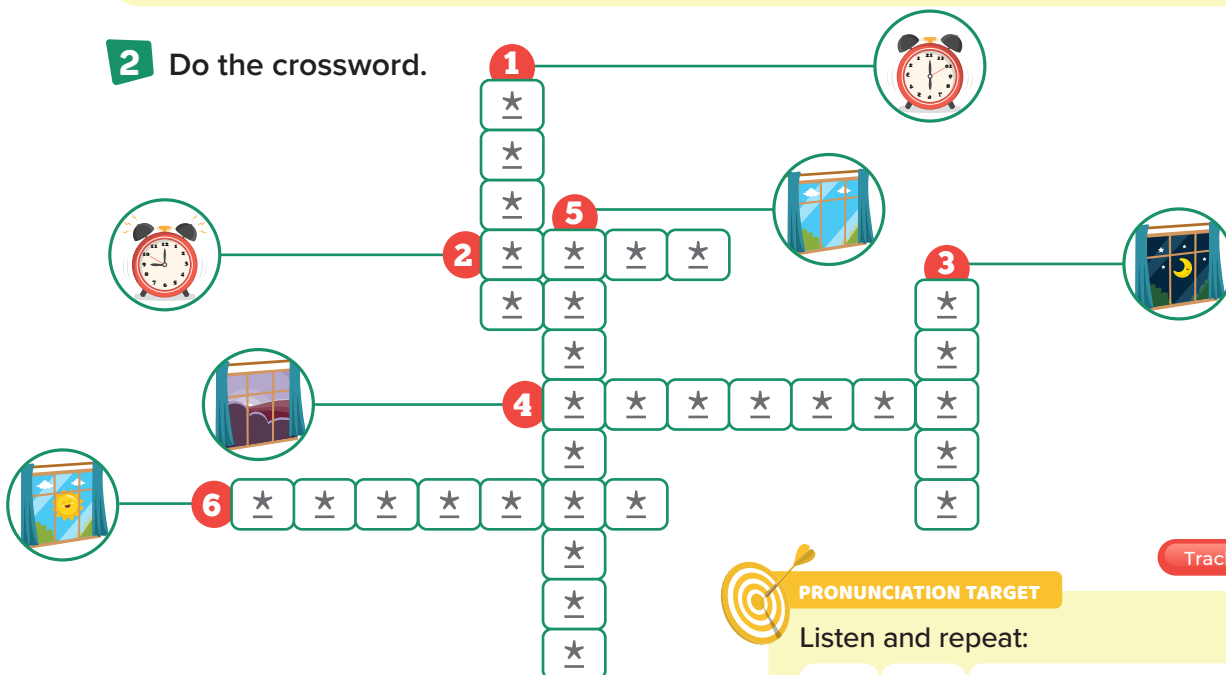
40

8. forty

50

9. fifty

2 Do the crossword.



PRONUNCIATION TARGET

Listen and repeat:

Yy

/aɪ/

fly, try

/i/

thirty, forty, fifty, early



### REMEMBER



Good morning!



Good afternoon!



Good evening!



Good night!

### 3 Read the conversation. Are the sentences *True* or *False*?

**Mother:** Good morning, Ann!

**Ann:** Good morning! It's early. I am tired.

**Mother:** It is school time.  
Look at the clock! You are late.

**Ann:** What time is it?

**Mother:** It's 8 o'clock.

**Ann:** Oh, no, I am late.

**Mother:** Go to school!



1. It is afternoon.

2. Ann is late.

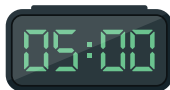
3. It is nine o'clock.

4. Ann isn't happy.

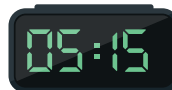


### GRAMMAR TARGET

What is the time?  
What time is it?



It's 5 o'clock.



It's 5:15.



### REMEMBER

25 – twenty five

35 – thirty five

45 – forty five

55 – fifty five

### 4 Look at the clocks and say the time.



0. It's 7 o'clock.



1. \*\*\*\*.



2. \*\*\*\*.



3. \*\*\*\*.



4. \*\*\*\*.








5. \*\*\*\*.

- 5** Student A: Look at this page. Student B: Look at Page 107.  
Ask questions and write answers.

*Example:*

**Student A:** What time is it in Baku?

**Student B:** It's 11:30 in Baku. It's morning.

0. Baku 11:30 	1. Istanbul 10:30 	2. London ??? 	3. New York 20:30 	4. Tokyo ??? 
---	---	---	--	--

- 6** Look at the pictures and say when you can or can't go there.

Open 8:00-22:00



12:45 / 7:30

*Example:*






I **can go** to the market **at** 12:45. It's **open**.

I **can't go** to the market **at** 7:30. It's **closed**.



**REMEMBER**

**Remember to use  
"at" with time:  
at 5:20/at 10:30**

Open 12:00-23:30  1 11:15 / 12:40	Open 10:00-19:00  2 10:25 / 9:50	Open 11:00-23:30  3 12:00 / 10:30	Open 9:00-18:00  4 7:55 / 9:45	Open 10:30-17:30  5 10:05 / 12:35
---	--	---	---	---

- 7** Look at the cinema board and talk to your partner about the film times.

*Example:* **Student A:** When is Nemo on? **Student B:** Nemo is on at 4:55 on Saturday.

						
Monday						
Tuesday			19:15			
Wednesday				18:30		
Thursday					12:40	
Friday		10:25				
Saturday	16:55					
Sunday						15:15


# 20

Lesson

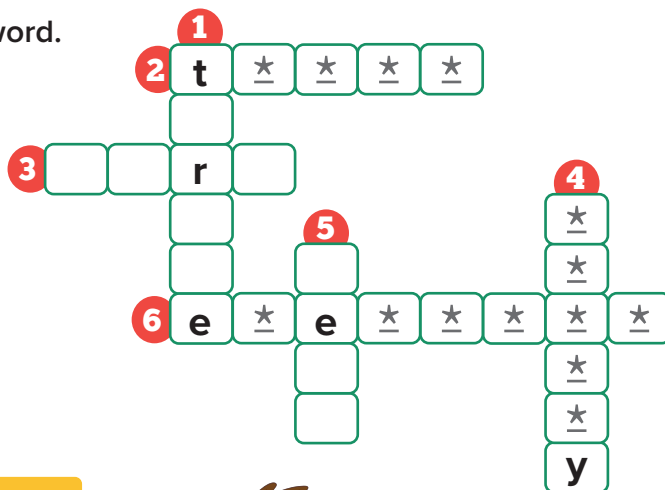
## They can!

1 Look, listen and say.

Track 59

					
1. tiger	2. monkey	3. bear	4. elephant	5. turtle	6. bird
					
7. fly	8. run	9. swing	10. climb	11. swim	12. carry
					
					13. jump

2 Do the crossword.



### PRONUNCIATION TARGET

Listen and repeat:

e in turtle

b in climb



Track 60

3 Listen and choose the words with silent e and b.

Track 61

### Silent b

0. climb

1. \*

2. \*

### Silent e

0. turtle

1. \*

2. \*

bag  
comb  
game  
men  
turtle

five  
climb  
bin  
lamb  
bomb

time  
ten  
bike  
make



- 4 Listen and say what animals they see.

Track 62




GRAMMAR TARGET

This is a tiger. **The** tiger is brown.  
This is an elephant. **The** elephant is big.  
These are turtles. **The** turtles are grey.

- 5 Look at the pictures and make sentences.




0. These are tigers.  
The tigers are orange and black. They can run.



1. \*\*\*\*.



2. \*\*\*\*.



3. \*\*\*\*.



4. \*\*\*\*.



5. \*\*\*\*.

- 6 Complete the sentences with **a**, **an** or **the**.

1. This is a bird. A bird can fly.
2. That is a elephant. A elephant can carry trees.
3. This is a bear. A can climb.
4. This is a turtle. A turtle can swim.
5. These are monkeys. A monkeys can jump.



**7** Work in pairs. Ask and answer the questions.



# Review 4

**1** Listen to the conversation and answer the questions.

Track 63



1. Where is the bank?
2. Where is the cinema?
3. Where are the children?
4. Where is the museum?

**2** Find the missing words.



0. ride a bike



1. ✖ pictures



2. ✖ chess



3. fly ✖



4. ✖ a cake



5. sing ✖

**3** Look at the signs and pictures. Make up sentences with **can**.



Ted and John

0. Ted and John can play chess.



1. Samira



2. Omar



3. Amy



4. David



5. Kelly



6. Fidan

**4** Complete the sentences with *month, days, weeks, year*.

1. There are 7    in a week.
2. There are 4    in a month.
3. There are 28-31 days in a   .
4. There are 12 months in a   .

**5** Complete the sentences with *on, in, at, before, after*.

0. 5 is before 6.
1. Sunday is    Saturday.
2. My birthday is    August.
3. Twelve is    eleven.
4. My sister's birthday party is    Tuesday    12:30.

**6** Look at the clocks and say the time.



0. It is five twenty.



1.       



2.       



3.       



4.       



5.       



6.       



7.       

**7** Put the words in the correct order.

0. at / bank / is / o'clock / The / closed / 6.
1. The library / o'clock / is / at / open / 9.
2. time / it / in / London / What / is?
3. November / My / is / birthday / in.
4. time / to go / to / school / It / is.
5. can't / He / drive / a car.

The bank is closed at 6 o'clock.

# 21

Lesson

## Opposites

1 Look, listen and say.

Track 64



1. thin




2. fat




3. fast



4. slow



5. tall



6. short



7. heavy



8. light



9. empty



10. full



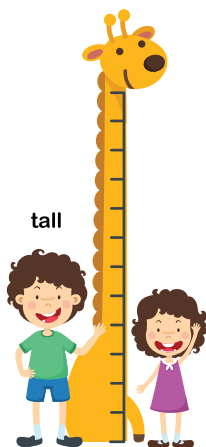
11. strong



12. weak

2 Find the opposites of these words and do the crossword.

### Opposites



tall

short

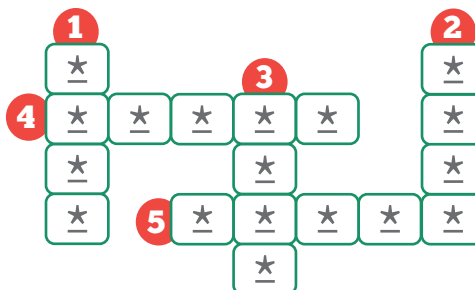
1. strong – \*

2. slow – \*

3. fat – \*

4. full – \*

5. heavy – \*



### PRONUNCIATION TARGET

Listen and repeat:

ea /i:/

weak, meat, read

Track 65

### 3 Read about Julia's family and answer the questions.



Hi! My name is Julia. I am 10 years old. I am from Toronto, Canada. I have got a toy bear. It's brown and fat. I have got a cat, too. My cat is small and short. It can run fast. I can't run, but I can play the guitar. My father is tall and thin. He is strong. He can draw pictures. My mother is short and thin. She can bake a cake. My sister is 5 years old. She is small and funny. She can't play the guitar, but she can play chess. What can your family do?

1. Where is Julia from?
2. What animal has Julia got?
3. How old is her sister?
4. What can Julia's mother do?
5. What can Julia's father do?



#### GRAMMAR TARGET

Combining two adjectives with **but** or **and**

full



empty

The box is full and heavy.  
The box is empty and light.  
The box is full, but it is light.

### 4 Look at the pictures and complete the sentences.

1

I can't carry this bag. It is   .



2

I can't drive this car. It is   .



3

My toys aren't in the box. This box is   .



4

Emma is   , but her brother is   .



5

The elephant is   , but the monkey is   .

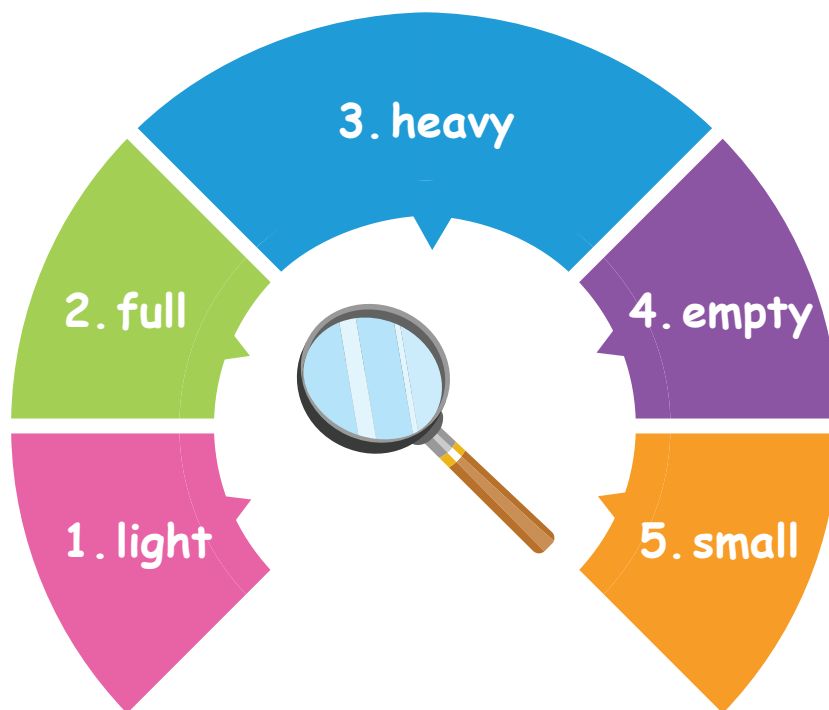


**5** Read and guess the animals.



1. I am big and fat. I am grey and heavy, too. I can carry heavy things, but I can't climb. Who am I?
2. I am orange and brown. I am tall, too. I can't swim. Who am I?
3. I am small and light. I can fly, but I can't swing. Who am I?
4. I am small and brown. I can swim, but I can't run. Who am I?
5. I am thin and fast. I can climb and swing, but I can't swim. Who am I?

**6** A. Look around the classroom. Find three things that are:



B. Talk to your partner about them. Use **but/and**.











# 22

Lesson








## What is the weather like today?

1 Look, listen and say.

Track 66

 1. rainy	 2. cloudy	 3. sunny	 4. windy	 5. snowy
 6. foggy	 7. stormy	 8. hot	 9. warm	 10. cold

2 Do the crossword. Find the secret word in red.

		Secret word				
	1	*	*	*	*	*
	2	*	*	*	*	*
	3	*	*	*	*	
	4	*	*	*	*	*
	5	*	*	*		
	6	*	*	*	*	
	7	*	*	*	*	*



### PRONUNCIATION TARGET

y /j/

year

y /i/

windy

snowy

happy

Track 67

3 Put the words into the right boxes.

year, windy, yard, yes, snowy, happy, sorry



- 4 Listen to Ben and Jeyla's telephone conversation. The conversation is mainly about...

Track 68



a London

b school

c weather



- 5 Listen again. Choose the correct option.

Track 68



	Ben	Jeyla
City	1. Baku/London	3. Baku/Gabala
Weather	2. cold/stormy	4. snowy/rainy



#### GRAMMAR TARGET

What **is** the weather **like** today?

It **is** windy today.

It's windy **and** rainy today.

It's **very** cold today.



cold



very cold



- 6 Put the words in the right order.

1. is/today/warm/It.

2. rainy/in/It's/and/autumn/windy.

3. like/today/is/What/the/weather?

4. and/summer/It/in/is/hot/sunny.

5. is/rainy/It/cloudy/and.

- 7 Look at the pictures and talk to your partner about the weather in these cities.

*Example:*

**Student A:** What is the weather like in Paris?

**Student B:** It is cold and snowy in Paris.

0. Paris



1. Tbilisi



2. Barcelona



3. Milan



# 23

## Lesson

# My Day

1 Look, listen and say.

Track 69



1. wake up



2. take a shower



3. brush teeth



4. comb hair



5. get dressed



6. have breakfast



7. have lunch



8. have dinner



9. drink juice



10. watch TV



11. make the bed



12. go to bed

2 Match the halves.

0. have a

1. watch

2. comb

3. make

4. get

5. drink

6. go

7. take

8. wake

9. have

10. brush

a. breakfast

b. the bed

c. teeth

d. dinner

e. hair

f. juice

g. TV

h. to bed

i. up

j. a shower

k. dressed

**PRONUNCIATION TARGET**

Listen and repeat:

j – /dʒ/ juice, jump, jam

Track 70

**3** Listen to Sarah. What is she talking about?

Track 71



a her school

b her family

c her day

**4** Listen again and complete Sarah's sentences.

Track 71

1. I wake up at    o'clock every day.2. I make my bed before   .3. I have lunch at   .4. I watch TV in the   .5. I go to bed at    o'clock every evening.**GRAMMAR TARGET**I/You/We/They **watch** TV **every day**.**Do** I/you/we/they **watch** TV **every day**?

Yes, I/you/we/they do. No, I/you/we/they don't.

I/You/We/They **do not/don't watch** TV **every day**.**5** Make negative sentences and questions.

0. They comb their hair every morning.

They **don't** comb their hair every morning.

You have lunch at 13:30 every day.

**Do** you have lunch at 13:30 every day?

1. We watch TV every evening.

2. They go to bed at 10:00 in the evening.



3. I take a shower in the afternoon.

4. We brush our teeth every morning.

5. You make your bed before school every day.

6. They drink juice in the morning.

**6** Walk and talk. Ask three children what they do at these times.

 <b>morning</b> <b>0.</b> What do you do at 8:10 in the morning? I wake up at 8:10 in the morning.	 <b>morning</b> <b>1.</b> ****.	 <b>afternoon</b> <b>2.</b> ****.
 <b>afternoon</b> <b>3.</b> ****.	 <b>evening</b> <b>4.</b> ****.	 <b>evening</b> <b>5.</b> ****.

**7** Write about your day. Use these words.

wake up	take a shower	brush teeth
comb hair	have lunch	
get dressed	have breakfast	
have dinner	drink juice	watch TV
make the bed	go to bed	

# 24

Lesson

## She loves fruit and vegetables

1 Look, listen and say.

Track 72



1. fruit



2. cherry



3. tomato



4. carrot



5. strawberry



6. eggplant



7. vegetables



8. orange



9. cucumber



10. watermelon



11. potato



12. pineapple

2 Look at the pictures in Task 1 and write the words in the correct category.

fruit



apple

vegetables



potato



#### REMEMBER

1 potato – 2 potato**es**  
1 tomato – 3 tomato**es**

1 cherry – three cherri**es**  
1 strawberry – five strawberr**ies**

### 3 Read about Darya's favourite fruit and vegetables. Are the sentences **True** or **False**?



Hi! I am Darya. I am 10 years old. I love fruit and vegetables. I have an apple for breakfast every morning. I don't like red apples. I like green apples. My sister doesn't like any apples. She loves oranges. My favourite fruit is watermelon. I eat

watermelon every day in summer. I like strawberries and cherries, too. I like some vegetables, but I don't like eggplants. My mother loves eggplants. My favourite vegetables are carrots and tomatoes. I can eat carrots every day! I like potatoes, too. Fruit and vegetables are very good for you.

1. Darya eats a red apple every morning.
2. Oranges are her sister's favourite fruit.
3. Eggplants are Darya's favourite vegetables.
4. She can eat carrots every day.



#### GRAMMAR TARGET

He/she likes/ loves fruit.

**Does** he/she like/ love vegetables?

He/she **does not/doesn't** like/ love vegetables.

### 4 Look at the pictures and make sentences.

0. Daniel likes cherries, but he **doesn't like** oranges.

	0. Daniel			1. Jo			2. Hewa	
	3. Sally			4. Tomas			5. Yoko	

**5** Change the sentences into questions.

0. Darya likes fruit?

Does Darya like fruit?

1. Tom loves vegetables.

2. My mother drives her car on Sundays.

3. Her brother rides a bike in the park on Fridays.

4. He plays football at school on Mondays.

5. Our teacher plays basketball after school every day.



**PRONUNCIATION TARGET**

Listen and repeat.

/s/

/z/

eats, likes

plays, loves



**REMEMBER**

**What** does he/she  
do on ... ?

Track 73



**6** **Student A:** Look at this page.

**Student B:** Look at page 108.

Ask and answer questions to find the missing information.



**YOON**

**MONDAY**

wake up  
at 7:10

**TUESDAY**

???

**WEDNESDAY**

take a  
shower

**THURSDAY**

???

**FRIDAY**

???

**SATURDAY**

watch TV

**SUNDAY**

???

**EVERY DAY**

eat fruit and  
vegetables



**JACK**

**MONDAY**

???

**TUESDAY**

ride  
a bike

**WEDNESDAY**

???

**THURSDAY**

play  
volleyball

**FRIDAY**

play the  
guitar

**SATURDAY**

???

**SUNDAY**

play with  
friends

**EVERY DAY**

???



# Summer is here!

**1** Look, listen and say.

Track 74



1. sailing



## 2. hiking



### 3. surfing



4. horse riding



5. fishing




6. camping



## 7. swimming



## 8. beach



## 9. forest



## 10. sea




11. mountain



12. want

**2** Do the crossword.



3 Read Brennan's letter to you. Are the sentences **True** or **False**?

Dear friends from  
Azerbaijan,

I am Brennan and  
these are my sister  
Jina and our dog Leo.

You can see our photo. We are from New Zealand.

There are green forests and good beaches here.

We go hiking with our dog every Saturday. Leo is  
a very strong dog and he is a good friend. We go  
fishing with our dog, too. He likes fish. This summer  
we want to go hiking in the mountains. After hiking, my father and  
mother want to go to the beach. My sister and my mother want to go surfing  
in the sea and I want to go swimming. My father wants to go sailing. We like  
the sea, but Leo doesn't like it.

We want to go horse riding this summer, too. What do you and your family  
want to do in the summer?

Have a good summer!

Your friend from New Zealand, Brennan



TRUE

FALSE



1. Brennan and his family go hiking every week.
2. They don't go fishing with their dog.
3. Leo likes the sea.
4. This summer they want to go to the mountains and beach.
5. Brennan's mother wants to go surfing.

4 Read the text again and complete the sentences.

1. There are green ★ and ★ beaches in New Zealand.
2. Brennan's mother and sister want to go ★ in the sea.
3. Brennan goes hiking and ★ with his dog.
4. His father wants to go ★ in the summer.
5. Brennan wants to go ★ in the sea but Leo ★ like the sea.



### GRAMMAR TARGET

want + **to** + verb

Ted wants **to** go fishing in summer.

Ben and Tom want **to** fly kites on the beach.

**5** Look at the pictures and say what the children want to do in summer.



**0.** Luis wants to go camping in summer.

**1.** Lia



**2.** Dora



**3.** Jack



**4.** Daniel



**5.** Bella



### PRONUNCIATION TARGET

Listen and repeat.

Track 75



Don't pronounce **h**

Start with **h** don't pronounce **w**



**What**



**When**



**Who**



**Why**



**Which**



**Whose**

**6** Choose the right question word.

0. Who is your friend? Julia is my friend.

Who

Where

When

Why

Which

Whose

1.    do you want to go this summer? We want to go to the mountains.

2.    sister has got green eyes? Ben's sister has got green eyes.

3.    is my bag? It's on the table.

4.    are you sad? I want to ride a bike, but I can't.

5.    hat is Mina's ? The green hat is Mina's.

**7** Write a letter to your friend. Write about your summer plans and ask your friend's plans for summer.



# Review 5

1 Listen and choose the correct option.

Track 76

## 1. BAKU

a) rainy



b) windy



c) snowy



## 2. LONDON

a) cold



b) warm



c) hot



## 3. NEW YORK

a) cloudy



b) stormy



c) foggy



2 Look at the pictures and say what they can  or can't  do.



1. Olivia



2. Emma



3. Bob



4. Steven



5. Lisa



6. Sally



3 Complete with **at**, **in**, **on**.

1. It's rainy and windy at October.
2. My friend's birthday is in May.
3. Please, come to my house at 16:30 on Sunday.
4. Toby wakes up at 7:20 in the morning.
5. We go swimming on Tuesdays and Thursdays in April.

**4 Find the opposites of the underlined words.**

1. Her brother is very strong.
2. Sam and Sally can carry their bags. They are light.
3. My new bike is very fast.
4. Elephants are fat.
5. This is a full box.

**5 Fill in the gaps with *Do* or *Does*.**

1. ★ her brother ride a bike on Sundays?
2. ★ your friends play basketball at school?
3. ★ his teachers go hiking in summer?
4. ★ Ted want to swim in the sea?
5. ★ Melissa and Arif do puzzles after school?

**6 Read the sentences. Complete the questions with the right word from the box.**

1. ★ do you wake up?  
I wake up at 7:40 in the morning.
2. ★ bag is your mother's?  
The green heavy bag is my mother's.
3. ★ do you want to go to the forest?  
My sister and I want to go hiking in the forest.
4. ★ does Oliver do at 15:30 on Fridays?  
Oliver draws pictures at 15:30 on Fridays.
5. ★ plays with a cat every day?  
Ayan plays with her cat every day.

What	When
Who	Why
Which	

**7 Walk and talk. Ask five friends what they want to do this summer.**



# Extra Practice Tasks

## LESSON 1

### 1 Complete the conversations.

*Example:* A: What's your name?  
B: My name is Ann.

A: What's his name?

B: His name is Murad.

A: How do you spell his name?

B: It's M-U-R-A-D.

A: What's your name?

B: My name is Ali.

A: How do you spell his name?

B: It's A-L-I.

A: What's her name?

B: Her name is Kelly.

A: How do you spell her name?

B: It's K-E-L-L-Y.

### 2 Make up sentences.



0) His name is Jack.

1)

2)

3)

4)

5)

6)

## LESSON 2

### 1 Write the numbers.



zero

### 2 Complete the conversations.

0. A: What's your name?

B: My name is Ali.

1. A: What's his name?

B: His name is Bob.

A: What's his phone number?

B: It's 456 789 456.

A: What's your phone number?

B: It's 234 443 321.

2. A: What's her name?

B: Her name is Shams.

A: What's her phone number?

B: It's 436 784 956.



## LESSON 3

### 1 Write *a* or *an*.

0. a taxi

1.    album

2.    pen

3.    eraser

4.    skateboard

5.    computer

6.    mobile phone

7.    apple

8.    book

9.    ruler

### 2 Complete the sentences with *This is/These are*.

0. This is a school bag.

1.    mobile phones.

2.    a pencil.

3.    pencil sharpeners.

4.    my apple.

5.    an eraser.

6.    his pens.

7.    her book.

### 3 Make the sentences negative.

0. This is my pen.

This is not my pen.

1. These are her erasers.

2. This is a computer.

3. These are rulers.

4. This is my skateboard.

5. This is a taxi.

6. These are apples.

## LESSON 4

### 1 Write the colours.



0. grey



1.   



2.   



3.   



4.   



5.   



6.   



7.   



8.   



9.   

### 2 Look at the pictures. Write questions and answers.



0. What colour is that pencil sharpener?  
That pencil sharpener is green.



1.            .



2.            .



3.            .



4.            .



5.            .



6.            .



7.            .

## LESSON 5

### 1 Write the numbers.




### 2 Choose the correct word.

0. *His/Her* name is Shams.
1. How old is *her/she*?
2. How old are *your/you*?
3. What's *you/your* name?
4. What's *he/his* name?
5. *She/Her* is 12 years old.
6. How old *is/are* he?

### 3 Write questions to ask about *his/her* name and age.

0. What's his name?  
How old is he?



## LESSON 6

### 1 Choose the correct word.

0. This is my *house/family*. Its door is big.
1. Her name is Kate. She is my *brother/sister*.
2. Toppy and Choppy are my *pets/house*.
3. John is 4 years old. He is my *brother/father*.
4. This is my *cat/window*. Her name is Milly.
5. My school bag is *big/door*.

### 2 Write *my, your, his, her, its, our* or *their*.

0. I am Murad. My name is Murad.
1. He is Jack. ☆ name is Jack.
2. They are Ann and Kelly. ☆ names are Ann and Kelly.
3. We are Shams and Leyla. ☆ names are Shams and Leyla.
4. You are Bob. ☆ name is Bob.
5. She is Kate. ☆ name is Kate.
6. This is a house. ☆ door is small.

## LESSON 7

1 Complete the sentences with the correct short form of **to be**.



0. I am a student.



1. It is a dog.



2. We are from Azerbaijan.



3. You are 2 years old.



4. It is a school bag.



5. She is Kelly.



6. They are teachers.



7. He is ten years old.

2 Make the sentences negative.

0. They are from China.

They aren't from China.

1. We are teachers.

2. He is from the USA.

3. This is my house.

4. It is a book.

5. Kate is my friend.


6. I am 10 years old.

## LESSON 8


1 Complete the words.



0. funny



1. is



2. is



3. is



4. is



5. is



6. is



7. is

2 Write questions.

0. Are you happy? Yes, I am. I am happy.

1. isn't. No, he isn't. He isn't angry.

2. are. Yes, we are. We are cold.

3. aren't. No, they aren't. They aren't sad.

4. is. Yes, she is. She is hungry.

5. isn't. No, it isn't. The film isn't funny.

6. isn't. No, It isn't. It isn't hot.

7. are. Yes, they are. They are tired.

## LESSON 9

- 1 Look at the picture.  
Are the sentences **True** or **False**?

0. There are three students. **False**
1. There are six flowers.
2. There are four trees.
3. There are two school bags.
4. There are fourteen windows.
5. There is one door.



- 2 Complete the sentences with **There is** or **There are**.

0. There are five students in the school yard.
1. a teacher in the classroom.
2. sixteen students in the canteen.
3. a big tree in the playground.
4. ten classrooms in the school.
5. an apple in the school bag.
6. a small playground in the schoolyard.

## LESSON 10

- 1 Look at the pictures and answer the question. Where is the dog?



0. The dog is next to the house. 1. a 2. a 3. a 4. a 5. a 6. a







- 2 Make the sentences negative.

0. There is a map on the wall.  
There isn't a map on the wall.
1. There are two pens in the school bag.
2. There is a cat behind the tree.
3. There are two dogs in front of the house.
4. There is a clock on the wall.
5. There are three books on the table.
6. There is a whiteboard on the wall.

- 3 Write 4 sentences with **There is/There are** and 4 sentences with **There isn't/There aren't** about your classroom.

## LESSON 11

**1** Look at the signs and write short answers.

- |   |   |                |
|---|---|----------------|
| 0. Is there a book on the table?            |  | Yes, there is. |
| 1. Are there any flowers in the garden?     |  | ****           |
| 2. Is there a kitchen in your house?        |  | ****           |
| 3. Are there any tables in the living room? |  | ****           |
| 4. Are there any chairs in the kitchen?     |  | ****           |
| 5. Is there a balcony in your flat?         |  | ****           |

**2** Read the answers and write questions.

0. Is there a whiteboard in the classroom? Yes, there is. There is a whiteboard in the classroom.
1. \*\*\*\*? No, there isn't. There isn't a window in the garage.
2. \*\*\*\*? Yes, there are. There are two bedrooms in the flat.
3. \*\*\*\*? No, there aren't. There aren't any pictures on the wall.
4. \*\*\*\*? Yes, there are. There are two clocks on the wall.
5. \*\*\*\*? Yes, there is. There is a car in the garage.
6. \*\*\*\*? No, there isn't. There isn't a balcony in the house.

## LESSON 12

**1** Complete the sentences with *some* or *any*.







0. There are some/any cushions on the sofa.
1. Are there some/any sofas in the dining room?
2. There aren't some/any mirrors on the wall.
3. There are some/any lamps in the bedroom.
4. Are there some/any flowers in the garden?
5. There are some/any teachers in the classroom.
6. Are there some/any books on the sofa?
7. Are there some/any carpets in the room?
8. There are some/any chairs in the bedroom.

**2** Correct the sentences.

0. There is some cushions on the bed. There are some cushions on the bed.
1. Are there some desks in the classroom?
2. Are there a mirror on the wall?
3. Are there some lamps on the bedside tables?
4. Is there any wardrobe in the bedroom?
5. Are there any two beds in the room?
6. Is there some carpet in the house?
7. There aren't a dining room in this flat.
8. There isn't any books in the bookcase.

## LESSON 13

### 1 Look at the pictures and make sentences.

<b>0</b>  <p><b>0.</b> I haven't got a jumper. I have got a shirt.</p>	<b>1</b> 	<b>2</b> 
<b>3</b> 	<b>4</b> 	<b>5</b> 

### 2 Complete the sentences with *have got* or *haven't got*.

- |  |                                     |
|--|-------------------------------------|
| <b>0.</b> I have got a red cap.                                | <input checked="" type="checkbox"/> |
| <b>1.</b> I <input type="checkbox"/> brown shoes.              | <input type="checkbox"/>            |
| <b>2.</b> I <input checked="" type="checkbox"/> a pink jumper. | <input checked="" type="checkbox"/> |
| <b>3.</b> I <input type="checkbox"/> glasses.                  | <input type="checkbox"/>            |
| <b>4.</b> I <input checked="" type="checkbox"/> jeans.         | <input checked="" type="checkbox"/> |
| <b>5.</b> I <input type="checkbox"/> green T-shirt.            | <input type="checkbox"/>            |

## LESSON 14

### 1 Make up sentences.

- |  |                                  |
|--|----------------------------------|
| <b>0.</b> My friend/clothes/dirty.<br>My friend's clothes are dirty. | <b>3.</b> My sister/eyes/blue.   |
| <b>1.</b> His dog/ears/big.  | <b>4.</b> The cat/nose/black.    |
| <b>2.</b> Julia/glasses/green.                                       | <b>5.</b> Murad/class/big.       |
|  | <b>6.</b> My sister/dress/green. |

### 2 Look at the pictures and make up sentences.

<b>0</b> John/ mobile phone  <p><b>0.</b> John's mobile phone is good.</p>	<b>1</b> Toplan/ear 	<b>2</b> Julia/eyes 
<b>3</b> My friend/ house 	<b>4</b> Bob/cap 	<b>5</b> Kate/shoes 

## LESSON 15

### 1 Find the words.

0. head



### 2 Make up sentences with *My friend has got.../ My friend hasn't got...*

Use a colour and a thing.

0. My friend has got a red notebook. He hasn't got a brown eraser.

	0. <input checked="" type="checkbox"/>	0. <input type="checkbox"/>	1. <input checked="" type="checkbox"/>	2. <input type="checkbox"/>	3. <input checked="" type="checkbox"/>	4. <input type="checkbox"/>
Colours:	red	brown	purple	green	grey	white
Things:	notebook	eraser	ruler	school bag	glasses	sharpener

## LESSON 16

### 1 Put the words in the correct order.

0. brother/My/ the guitar/play/can.

My brother can play the guitar.

1. sing/Julia/a song/can't.

2. you/a car/drive/Can?

3. do/can/I/puzzles.

4. My/pictures/sister/draw/can.

5. Jane/a bike/can't/ride.

6. Shams/Can/a kite/fly?

### 2 Make negative sentences or questions.

0. Jack can ride a bike. ☐ Can Jack ride a bike?

1. Our teacher can drive a car. ☐

2. Julia's mother can bake a cake. ☐

3. His sisters can play chess. ☐

4. Anar can play the guitar. ☐

5. My brother can do puzzles. ☐

6. Her friends can sing songs. ☐

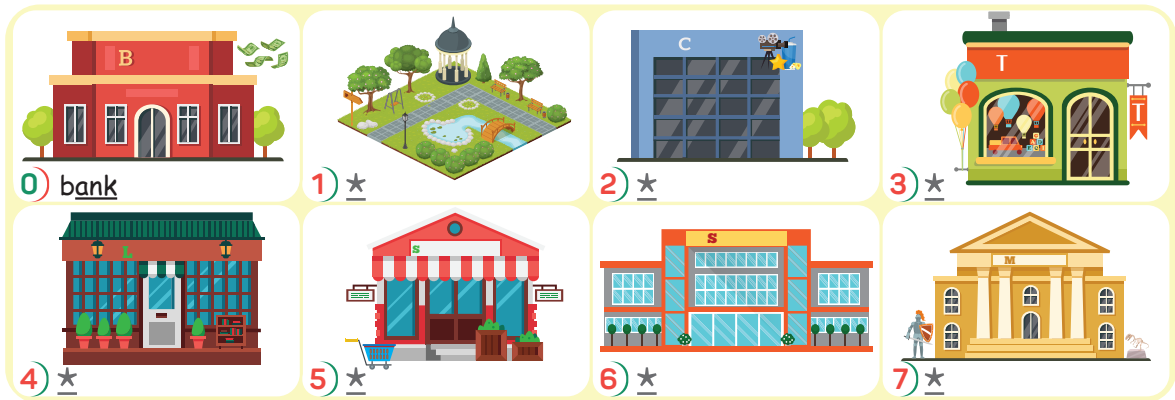
7. My brother can ride a bike. ☐

### 3 What can/can't you do? Write 4 sentences with *can* and 4 sentences with *can't*.




## LESSON 17

1 Write the names of the places.



2 Write what the signs say.



0. Don't go straight.

1. ★

2. ★

3. ★

4. ★

5. ★

6. ★

7. ★

## LESSON 18

1 Fill in the gaps with *on*, *in* or *at*.

0. My English class is *on* Friday.

1. Jack's birthday party is ★ Monday.

2. There are 12 months ★ one year.

3. Nowruz is ★ March.

4. The football game is ★ Thursday.

5. There are four weeks ★ one month.

6. The party is ★ Tuesday.

2 Choose the correct option.

0. Nine is *before/after* ten.

1. March is *before/after* May.

2. Friday is *before/after* Thursday.

3. Fifteen is *before/after* fourteen.

4. Twenty is *before/after* forty.

5. February is *before/after* January.

6. Saturday is *before/after* Sunday.

3 Fill in the gaps.

0. When is your birthday? It is *in* May.

1. What day is ★ today? Today it ★ Monday.

2. ★ is your brother's birthday? It is ★ November.

3. What ★ is it after April?

4. ★ day is it after Monday?

5. ★ is the party? It is ★ Monday.

## LESSON 19

- 1 Look at the pictures and complete the phrases with *morning*, *afternoon*, *evening* and *night*.



(Good ★)



(Good ★)

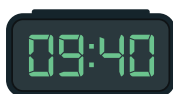


(Good ★)

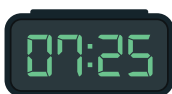


(Good ★)

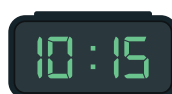
- 2 Look at the clocks and write the time.



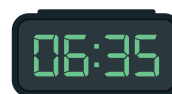
0. It's nine forty.



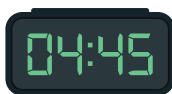
1. ★



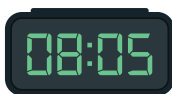
2. ★



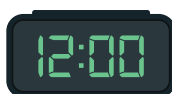
3. ★



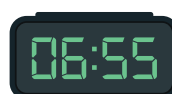
4. ★



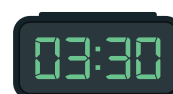
5. ★



6. ★



7. ★



8. ★

## LESSON 20

- 1 Complete the sentences with *a*, *an* or *the*.

0. This is a bird. The bird is small.

1. That is a elephant. A elephant is big.

2. This is a bear. A bear is hungry.

3. This is a monkey. A monkey is funny.

4. That is a turtle. A turtle is brown.

5. Those are tigers. A tigers are orange and fast.

- 2 Look at the pictures and make up sentences. Use the words.


0

jump



0. The turtle can't jump.

fly



1. ★★★★★

climb a tree



2. ★★★★★

swim



3. ★★★★★

swing



4. ★★★★★

run



5. ★★★★★

jump



6. ★★★★★

fly



7. ★★★★★

## LESSON 21

### 1 Match the opposites.

1. thin	a) short
2. fast	b) light
3. tall	c) slow
4. heavy	d) strong
5. full	e) fat
6. weak	f) empty











### 2 Complete the sentences with the words from the box. One word is extra.

strong   heavy   empty   full   short   fat   light

0. Jack is two metres tall. He isn't short.
1. There are many toys in the box. The box is full.
2. There aren't any books in the school bag. The school bag is empty.
3. My cat Suzzy is fat. She is not thin.
4. This bag is heavy. I can't carry it.
5. The box is strong. I can carry it.

## LESSON 22

### 1 Find the words.

 0. rainy	 1. <u>☼</u>	 2. <u>☼</u>	 3. <u>☼</u>	 4. <u>☼</u>
 5. <u>☼</u>	 6. <u>☼</u>	 7. <u>☼</u>	 8. <u>☼</u>	 9. <u>☼</u>

### 2 Complete the sentences with What/like/it/very/and, it.

0. What's the weather like today?
1. It's hot ☼ sunny today.
2. What's the weather ☼ today?
3. It's ☼ cold. Don't go to the park.
4. ☼'s windy today. We can fly a kite.

## LESSON 23

### 1 Change the sentences into negative.

0. I drink juice every morning.  
I don't drink juice every morning.
1. They watch TV in the evening.
2. We wake up at 7 o'clock every day.
3. They have dinner at home every evening.
4. I go to bed late.
5. You take a shower in the afternoon.
6. I get dressed after breakfast.
7. They go to bed early.

### 2 Change the sentences into questions.

0. I brush my teeth every morning.  
Do you brush your teeth every morning?
1. They have lunch in the canteen.
2. We wake up late every morning.
3. You make up your bed in the morning.
4. They comb their hair every morning.
5. I have lunch at home.
6. We watch TV every morning.
7. I take a shower every night.

## LESSON 24

### 1 Fill in the gaps with *Do* or *Does*.

0. Does Murad like apples?
1. ★ they eat bananas every morning?
2. ★ my brother drive a car?
3. ★ we like vegetables?
4. ★ Jane love oranges?
5. ★ your friend eat eggplants?
6. ★ you have apples for breakfast?
7. ★ Kate and Jack eat fruit?
8. ★ your teacher love strawberries?

### 2 Change the sentences into negative.

0. He plays football in the schoolyard every day.  
He doesn't play football in the schoolyard every day.
1. They eat tomatoes and cucumbers in the afternoon.
2. Ali likes red apples.
3. Sally watches TV every evening.
4. Amy and Jim like oranges and strawberries.
5. We like cherries and pineapples.
6. Nelly rides a bike after school.
7. I play volleyball in the playground.
8. She gets up early in the morning.

## LESSON 25

**1** Look at the pictures and write what children want to do in summer.



Shams

Nick

Zeynab

Alex

Julia

Jim

0. Shams wants to go sailing.

1. ★★★★★

2. ★★★★★

3. ★★★★★

4. ★★★★★

5. ★★★★★

**2** Put the words in the right order.

0. I/ to go/want/with/surfing/my/friend.

I want to go surfing with my friend.

1. camping/doesn't/Julia's/want/mother/to go.

2. beach/want/We/to go/to/the.

3. in summer/do/What/want/you/to do?

4. hiking/They/to go/in the mountains/want.

**3** Choose the right question word.

What

Who

Where

When

Why

Which

Whose

0. What do you want to do in summer? We want to go hiking.

1. ★ is my school bag? It is in the classroom.

2. ★ friend likes oranges? My friend loves oranges.

3. ★ are you happy? I have a new bike.

4. ★ book is Ali's? The red book is Ali's.

5. ★ is your friend's birthday? It is in May.

6. ★ is your friend? Ali is my friend.

**4** Write questions.

0. Where do you want to go in summer? I want to go to the beach.

1. ★★? It's Jack's T-shirt.

2. ★★? His book is on the table.

3. ★★? The blue pen is Murad's.

4. ★★? My birthday is in May.

5. ★★? Mr. Hasanov is my English teacher.

# Pair Work Activities


Lesson 1, page 13, exercise 7

Student B



Lesson 2 page 15, exercise 6

Student B











Lesson 5, page 24, exercise 7

Student B



Lesson 7, page 31, exercise 8  
Student B

			
1. ???	2. Mike, the USA	3. ???	4. Akari, Japan
			
5. ???	6. Ali, Azerbaijan	7. ???	8. Kate and Kelly, the UK

Lesson 13, page 50, exercise 7  
Student B

			
---	---	---	---

Lesson 19, page 70, exercise 5  
Student B

0. Baku 11:30	1. Istanbul ???	2. London 8:30	3. New York ???	4. Tokyo 18:30
				



Lesson 24, page 86, exercise 6  
Student B



YOON

MONDAY

???

TUESDAY

bake a  
strawberry  
cake

WEDNESDAY

???

THURSDAY

draw  
pictures

FRIDAY

play with  
friends

SATURDAY

???

SUNDAY

ride  
a bike

EVERY DAY

???



JACK

MONDAY

wake up  
at 7:30

TUESDAY

???

WEDNESDAY

draw  
pictures

THURSDAY

???

FRIDAY

???

SATURDAY

take a  
shower

SUNDAY

???

EVERY DAY

eat fruit

# Grammar Bank

## L-1

**my** My name is Liz.

**your** Your name is Jack.

**his** His name is Ali.

**her** Her name is Kate.

What's your name?

How do you spell your name?

What's his name?

How do you spell his name?

What's her name?

How do you spell her name?

## L-2

What's your phone number?

What's his phone number?

What's her phone number?

## L-3

three apples

five notebook

**This is a book.**

**These are books.**

## L-4

**This** pencil is blue.

**That** apple is green.

**These** pencils are green.

**Those** pencils are red.

**What colour is this pen?**

**What colour is that pen?**

**What colour are these pens?**

**What colour are those pens?**

## L-5

How old are **you**? I am 14 years old.

How old is **he**? He is 12 years old.

How old is **she**? She is 11 years old.

## L-6

### Possessive adjectives

my      your      his      her      its      our      their

## L-7

### Affirmative

### Negative

Long form

Short form

Long form

Short form

I am

I'm

I am not

I'm not

You are

You're

You are not

You aren't

He is

He's

He is not

He isn't

She is

She's

She is not

She isn't

It is

It's

It is not

It isn't

We are

We're

We are not

We aren't

You are

You're

You are not

You aren't

They are

They're

They are not

They aren't

## L-8

### Interrogative

### Short Answers

Am

I...?

Yes, I am.

No, I'm not.

Are

you...?

Yes, you are.

No, you aren't.

Is

he...?

Yes, he is.

No, he isn't.

she...?

Yes, she is.

No, she isn't.

it...?

Yes, it is.

No, it isn't.

we...?

Yes, we are.

No, we aren't.

Are

you...?

Yes, you are.

No, you aren't.

they...?

Yes, they are.

No, they aren't.

## L-9

### There is/There are

	Singular	Plural
<b>Affirmative</b>	There is a tree. There's a tree.	There are two trees.

## L-10

### Prepositions of place

in



between



under



next to



in front of



on



behind



### There is/There are

<b>Negative forms</b>	There is not (isn't) a map in the classroom. There are not (aren't) any pictures on the wall.
-----------------------	--

## L-11

### There is/There are

#### Question forms and short answers

Are there any trees in your garden? Yes, there are. / No, there aren't.  
Is there a dining room in your flat? Yes, there is. / No, there isn't.

## L-12

any  
? / not

Are there any cushions on the sofa?  
No, there aren't. There aren't any cushions on the sofa.  
Are there any chairs in the kitchen?  
No, there aren't. There aren't any chairs in the kitchen.

some



Yes, there are.  
There are some cushions on the sofa.  
Yes, there are.  
There are some chairs in the kitchen.

## L-13

Affirmative		Interrogative	Negative form	
Long form	Short form		Long form	Short form
I have got	I've got	Have I got?	I have not got	I haven't got
You have got	You've got	Have you got?	You have not got	You haven't got
We have got	We've got	Have we got?	We have not got	We haven't got
You have got	You've got	Have you got?	You have not got	You haven't got
They have got	They've got	Have they got?	They have not got	They haven't got

Have you got a brother?	—	Yes, I/we have.
	—	No, I/we haven't.
Have they got a big house?	—	Yes, they have.
	—	No, they haven't.

## L-14

### Possessive nouns

Elza's + eyes	Elza's eyes are blue.
my sister 's + dog	My sister's dog is white.
her dog 's + ears	Her dog's ears are big.
her cat 's + nose	Her cat's nose is black.

## L-15

Affirmative		Interrogative	Negative form	
Long form	Short form		Long form	Short form
He has got	He's got	Has he got?	He has not got.	He hasn't got.
She has got	She's got	Has she got?	She has not got.	She hasn't got.
It has got	It's got	Has it got?	It has not got.	It hasn't got.

Has he/she/it got blue eyes?	—	Yes, he/she/it has.
	—	No, he/she/it hasn't.

## L-16

Affirmative	Negative		Interrogative
	Long form	Short form	
I can play.	I cannot play.	I can't play.	Can I play?
You can play.	You cannot play.	You can't play.	Can you play?
He can play.	He cannot play.	He can't play.	Can he play?
She can play.	She cannot play.	She can't play.	Can she play?
It can play.	It cannot play.	It can't play.	Can it play?
We can play.	We cannot play.	We can't play.	Can we play?
You can play.	You cannot play.	You can't play.	Can you play?
They can play.	They cannot play.	They can't play.	Can they play?

Can I/you/he, etc drive a car? — Yes, I/you/he, etc can.  
 — No, I/you/he, etc can't.

## L-17

Imperatives	
Turn right! Go past the toyshop!	Don't go straight! Don't go to the supermarket!

## L-18

On Monday/ on Tuesday ...  
 In January/ in February ...

## L-19

What is the time?  
 What time is it?

## L-20

The
This is a tiger. The tiger is brown. These are turtles. The turtles are grey.

## L-21

but/ and

The box is full **and** heavy.  
The box is empty **and** light.  
The box is full, **but** it is light.

## L-22

What is the weather like today?  
It is windy today.  
It's windy and rainy today.  
It's very cold today.

## L-23

Present Simple I/You/We/They do

Affirmative	Negative		Interrogative
	Long form	Short form	
I watch TV.	I do not watch TV.	I don't watch TV.	Do I play?
You watch TV.	You do not watch TV.	You don't watch TV.	Do you play?
We watch TV.	We do not watch TV.	We don't watch TV.	Do we play?
You watch TV.	You do not watch TV.	You don't watch TV.	Do you play?
They watch TV.	They do not watch TV.	They don't watch TV.	Do they play?
Do you watch TV?	Yes, I do/we do. No, I don't/we don't.		Do they watch TV?
			Yes, they do. No, they don't.



## L-24

### Present Simple He/She/ It likes

Affirmative	Negative		Interrogative
	Long form	Short form	
He likes.	He does not like.	He doesn't like.	Does he like?
She likes.	She does not like.	She doesn't like.	Does she like?
It likes.	It does not like.	It doesn't like.	Does it like?

Does he/she/it like apples? — Yes, he/she/it does.  
 — No, he/she/it doesn't.

Pronunciation (third person singular)

-s or -es ending is pronounced:

/s/ with the verbs ending in /f/, /k/, /p/, or /t/ sounds.

/ɪz/ with verbs ending in /s/, /ʃ/, /tʃ/, /dʒ/ or /z/ sounds

/z/ with verbs ending in all other sounds

## L-25

want + **to** + verb

Ted wants **to** go fishing in summer.

Ben and Tom want **to** fly kites on the beach.

# Word list

## Starter

Close your books, please. /kləʊz jə bʊks pli:z/

computer /kəm'pjʊ:tə/

football /'fʊtbɔ:l/

goodbye /gʊd'baɪ/

hamburger /'hæmbɜ:gə/

hello /he'ləʊ/

Hello, everyone. /he'ləʊ 'evriwʌn/

I am sorry, I don't understand. /aɪ əm sɒri aɪ dəʊnt ,ʌndə'stænd/

OK /'əʊ'keɪ/

Open your books, please. /'əʊpən jə bʊks pli:z/

photo album /'fəʊtəʊ 'ælbəm/

pizza /'pi:tə/

please /pli:z/

Sit down, please. /sɪt daʊn pli:z/

skateboard /'skeɪtbɔ:d/

Stand up, please. /stænd ʌp pli:z/

taxi /'tæksi/

television /'telɪvɪʒən/

thank you /'θæŋk ,ju:/

What page is it? /wɒt peɪdʒ ɪz ɪt/

Work in groups. /wɜ:k ɪn gru:ps/

Work in pairs. /wɜ:k ɪn peəz/

## Lesson 1

alphabet /'ælfəbet/

her /hɜ: /

his /hɪz/

how /haʊ/

letter /'letə/

name /neɪm/

spell /spel /

what /wɒt/

your /jɔ: / / jə/

## Lesson 2

eight /eɪt/

five /faɪv/

four /fɔ: /

nine /naɪn/

oh /əʊ/

one /wʌn/

seven /'sevən/

six /sɪks/

sound /saʊnd/

telephone number /'telɪ fəʊn nʌmbə/

ten /ten/

three /θri:/

two /tu:/

zero /'ziərəʊ/

## Lesson 3

apple /'æpəl/

bag /bæg/

book /bʊk/

eraser /ɪ'reɪzə/

in /ɪn/

notebook /'nəʊtbʊk/

pen /pen/

pencil /'pensəl/

pencil sharpener /'pensəl 'ʃɑ:pənə/

ruler /'ru:lə/

these /ði:z/

this /ðɪs/

## Lesson 4

black /blæk/

blue /blu:/

brown /braʊn/

colour /'kʌlə/

green /gri:n/

grey /greɪ/

look /lʊk/

orange /'ɒrɪndʒ/

purple /'pɜ:pəl/

red /red/

that /ðæt/

those /ðəʊz/

white /waɪt/

yellow /'jeləʊ/

## Lesson 5

age /eɪdʒ/

eighteen /,eɪ'ti:n/

eleven /ɪ'levn/

fifteen /'fɪf'ti:n/

fourteen /'fɔ:'ti:n/

friend /frend/

he /hi:/

how old is he /haʊ əʊld ɪz hiː/  
nineteen /ˈnaɪnˈtiːn/  
seventeen /ˈsevənˈtiːn/  
she /ʃiː/  
sixteen /ˈsɪksˈtiːn/  
thirteen /ˈθɜːˈtiːn/  
to be ten years old /tə bi ten jɪəz əʊld/  
twelve /twelv/  
twenty /ˈtwenti/

### Lesson 6

big /bɪɡ/  
brother /ˈbrʌðə/  
cat /kæt/  
dog /dɒɡ/  
door /dɔːr/  
family /ˈfæmɪli/  
father /ˈfɑːðə/  
house /haʊs/  
its /ɪts/  
mother /ˈmʌðə/  
our /ˈaʊə/  
pet /pet/  
sister /ˈsɪstə/  
small /smɔːl/  
their /ðeə/  
window /ˈwɪndəʊ/

### Lesson 7

am /æm/  
are /ɑːr/  
Azerbaijan /ˌæzəbaɪˈdʒɑːn/  
China /ˈtʃaɪnə/  
France /ˈfrɑːns/  
from /frɒm/  
I /aɪ/  
is /ɪz/  
Italy /ˈɪtəli/  
Japan /dʒəˈpæn/  
Mrs /ˈmɪs.ɪz/  
teacher /ˈtiːtʃə/  
The UK /ðə uːˈkeɪ/  
The United Kingdom /ðə jʊˈnaɪtɪd ˈkɪŋdəm/  
The United States of America /ðə jʊˈnaɪtɪd steɪts əv əˈmerɪkə/  
The USA /ðə juːˈes-eɪ/  
they /ðeɪ/  
Turkey /ˈtɜːki/  
we /wiː/  
where /weə/  
you /juː/

### Lesson 8

angry /ˈæŋɡri/  
cold /kəʊld/  
funny /ˈfʌni/  
happy /ˈhæpi/  
hot /hɒt/  
hungry /ˈhʌŋɡri/  
no /nəʊ/  
sad /sæd/  
tired /ˈtaɪəd/  
yes /jes/

### Lesson 9

canteen /kænˈtiːn/  
classroom /ˈklɑːsrʊm/  
clean /kliːn/  
dirty /ˈdɜːti/  
flowers /ˈflaʊəz/  
playground /ˈpleɪɡraʊnd/  
school /skuːl/  
schoolyard /ˈskuːljɑːd/  
students /ˈstjuːdnts/  
there are /ðə ɑːr/  
there is /ðə ɪz/  
tree /triː/  
wall /wɔːl/

### Lesson 10

behind /bɪˈhaɪnd/  
between /biˈtwiːn/  
chair /tʃeə/  
clock /klɒk/  
desk /desk/  
in front of /ɪn frʌnt ɒv/  
next to /nekst tu/  
picture /ˈpɪktʃə/  
table /ˈteɪbəl/  
under /ˈʌndə/  
whiteboard /ˈwaɪtbɔːd/

### Lesson 11

any /ˈeni/  
balcony /ˈbælkəni/  
bathroom /ˈbɑːθruːm/  
bedroom /ˈbedruːm/  
dining room /ˈdaɪnɪŋ ruːm/  
flat /flæt/  
garage /ˈɡærɑːʒ/ /ˈɡær.ɪdʒ/  
garden /ˈɡɑːdən/  
good /ɡʊd/  
hallway /ˈhɔːlweɪ/

house /haʊs/  
kitchen /'kɪtʃən/  
living room /'lɪvɪŋ ru:m/

### Lesson 12

armchair /'ɑ:m'tʃeə/  
bed /bed/  
bedside table /'bed,said 'teɪbəl/  
bookcase /'bʊkkeɪs/  
carpet /'kɑ:pɪt/  
cushion /'kʊʃən/  
lamp /læmp/  
mirror /'mɪrə/  
sofa /'səʊfə/  
some /sʌm/ /səm/  
wardrobe /'wɔ:drəʊb/

### Lesson 13

cap /'kæp/  
clothes /kləʊðz/  
dress /dres/  
glasses /'glɑ:sɪz/  
have got /hæv gɒt/ /həv gɒt/  
jeans /dʒi:nz/  
jumper /'dʒʌmpə/  
shirt /ʃɜ:t/  
shoes /ʃu:z/  
skirt /skɜ:t/  
socks /sɒks/  
trousers /'traʊzəz/  
T-shirt /'ti:ʃɜ:t/

### Lesson 14

blonde /blɒnd/  
dark /dɑ:k/  
ear /ɪə/  
eyes /aɪz/  
face /feɪs/  
hair /heə/  
hands /hændz/  
mouth /maʊθ/  
nose /nəʊz/

### Lesson 15

arm /ɑ:m/  
feet /fi:t/  
has got /hæz gɒt/ /həz gɒt/  
head /hed/  
how many /haʊ 'meni/  
knee /ni:/  
legs /legz/

tongue /tʌŋ/  
tooth /tu:θ/

### Lesson 16

bake a cake /beɪk ə keɪk/  
can /kæn/ /kən/  
do puzzles /dʊ 'pʌzlz/  
draw pictures /drɔ: 'pɪktʃəz/  
drive a car /draɪv ə kɑ:ʔ/  
fly a kite /flaɪ ə kaɪt/  
play chess /pleɪ tʃes/  
play the guitar /pleɪ ðə ɡɪ'tɑ:ʔ/  
ride a bike /raɪd ə baɪk/  
sing songs /sɪŋ sɒŋz/

### Lesson 17

bank /bæŋk/  
cinema /'sɪnəmə/  
directions /dɪ'rekʃənz/  
go past /gəʊ pɑ:st/  
go straight /gəʊ streɪt/  
library /'laɪbrəri/  
museum /mju: 'ziəm/  
park /pɑ:k/  
school /sku:l/  
supermarket /'sju:pə,mɑ:kɪt/  
toy shop /tɔɪ ʃɒp/  
turn left /tɜ:n left/  
turn right /tɜ:n raɪt/

### Lesson 18

April /'eɪprəl/  
August /'ɔ:gʌst/  
before /bɪ'fɔ:ʔ/  
birthday /'bɜ:θdeɪ/  
day /deɪ/  
December /dɪ'sembə/  
February /'febrʊəri/  
January /'dʒænjuəri/  
July /dʒu:'laɪ/  
June /dʒu:n/  
March /mɑ:tʃ/  
May /meɪ/  
Monday /'mʌndeɪ/  
month /mʌnθ/  
November /nəʊ'vembə/  
October /ɒk'təʊbə/  
party /'pɑ:ti/  
Saturday /'sætədeɪ/  
September /sep'tembə/  
Sunday /'sʌndeɪ/  
Thursday /'θɜ:zdeɪ/

time /taɪm/  
Tuesday /'tju:zdeɪ/  
Wednesday /'wenzdeɪ/  
week /wi:k/  
year /jɪə/

### Lesson 19

afternoon /'ɑ:ftə'nu:n/  
closed /kləʊzd/  
early /'ɜ:li/  
evening /'i:vnɪŋ/  
fifty /'fɪfti/  
forty /'fɔ:ti/  
go /gəʊ/  
Good afternoon! /gʊd 'ɑ:ftə'nu:n/  
Good evening! /gʊd 'i:vnɪŋ/  
Good morning! /gʊd 'mɔ:nɪŋ/  
Good night! /gʊd naɪt/  
It is time /ɪt ɪz taɪm/  
late /leɪt/  
night /naɪt/  
open /'əʊpən/  
sleep /sli:p/  
thirty /'θɜ:ti/  
wake up /weɪk ʌp/

### Lesson 20

bear /beə/  
bird /bɜ:d/  
carry /'kæri/  
climb /klaɪm/  
elephant /'elɪfənt/  
fly /flaɪ/  
jump /dʒʌmp/  
monkey /'mʌŋki/  
run /rʌn/  
swim /swɪm/  
swing /swɪŋ/  
tiger /'taɪgə/  
turtle /'tɜ:tl/

### Lesson 21

box /bɒks/  
empty /'empti/  
fast /fɑ:st/  
fat /fæt/  
full /fʊl/  
heavy /'hevi/  
light /laɪt/  
opposites /'ɒpəzɪts/  
short /ʃɔ:t/  
slow /sləʊ/

strong /strɒŋ/  
tall /tɔ:l/  
thin /θɪn/  
toy /tɔɪ/  
weak /wi:k/

### Lesson 22

autumn /'ɔ:təm/  
cloudy /'klaʊdi/  
cold /kəʊld/  
foggy /'fɒgi/  
hot /hɒt/  
rainy /'reɪni/  
snowy /'snəʊi/  
spring /sprɪŋ/  
stormy /'stɔ:mi/  
summer /'sʌmə/  
sunny /'sʌni/  
warm /wɔ:m/  
weather /'weðə/  
windy /'wɪndi/  
winter /'wɪntə/

### Lesson 23

brush teeth /brʌʃ ti:θ/  
comb hair /kəʊm heə/  
drink juice /drɪŋk dʒu:s/  
every /'evri/  
get dressed /get drest/  
go to bed /gəʊ tə bed/  
have breakfast /hæv 'brekfəst/  
have dinner /hæv 'dɪnə/  
have lunch /hæv lʌntʃ/  
make the bed /meɪk ðə bed/  
take a shower /teɪk ə 'ʃaʊə/  
wake up /weɪk ʌp/  
watch TV /wɒtʃ ti:'vi:/

### Lesson 24

carrot /'kærət/  
cherry /'tʃeri/  
cucumber /'kju:kʌmbə/  
eggplant /'eg.plɑ:nt/  
favourite /'feɪvərɪt/  
fruit /fru:t/  
good /gʊd/  
love /lʌv/  
orange /'ɒrɪndʒ/  
pineapple /'paɪn.æpəl/  
play basketball /pleɪ 'bɑ:skɪt.bɔ:l/  
play football /pleɪ 'fʊtbɔ:l/  
play with friends /pleɪ wɪð frendz/

potato /pə'tetəʊ/  
strawberry /'strɔ:bəri/  
tomato /tə'mɑ:təʊ/  
vegetables /'vedʒtəbʱlz/  
watermelon /'wɔ:tə'melən/

### Lesson 25

beach /bi:tʃ/  
camping /'kæmpɪŋ/  
dear /dɪə'/  
fishing /'fɪʃɪŋ/

forest /'fɒrɪst/  
hiking /'haɪkɪŋ/  
horse riding /hɔ:s 'raɪdɪŋ/  
mountain /'maʊntɪn/  
sailing /'seɪlɪŋ/  
sea /si:/  
see /si:/  
surfing /'sɜ:fɪŋ/  
swimming /'swɪmɪŋ/  
want /wɒnt/

# Scripts

## Track 1

1. computer
2. taxi
3. mobile phone
4. football
5. pizza
6. photo album
7. television
8. hamburger
9. skateboard

## Track 2

1. Hello
2. Thank you
3. OK
4. Goodbye
5. Please

## Track 3

1. Hello, everyone.
2. Open your books, please.
3. Close your books, please.
4. Stand up, please.
5. Sit down, please.
6. Work in pairs.
7. What page is it?
8. I am sorry, I don't understand.
9. Work in groups.

## Track 4

a b c d e f g h i j k l m n o p q r s t u v w x y z

## Track 5

0.  
A: Hello! What's your name?  
B: Hello! My name is Ayten.  
A: How do you spell your name?  
B: It's A-Y-T-E-N.  
1.  
A: Hello! What's your name?  
B: Hello! My name is Tim.

A: How do you spell your name?  
B: It's T-I-M.

2.

A: Hello! What's your name?

B: Hello! My name is Amy.

A: How do you spell your name?

B: It's A-M-Y.

3.

A: Hello! What's your name?

B: Hello! My name is Tom.

A: How do you spell your name?

B: It's T-O-M.

4.

A: Hello! What's your name?

B: Hello! My name is Kelly.

A: How do you spell your name?

B: It's K-E-L-L-Y.

## Track 6

/eɪ/ Kate, name, cake

/æ/ Sam, cat, bag, cap

## Track 7

1 2 3 4 5 6 7 8 9 10

## Track 8

/e/ ten, pen, bell, yes

/i:/ three, he

## Track 9

A: What's your phone number?  
B: It's 0235478977.

## Track 10

1.

A: What's your phone number?

B: It's 845 346 789.

2.

A: What's his phone number?

B: It's 456 568 223.



3.

A: What's her phone number?

B: It's 980 776 234.

### Track 11

1. school bag
2. book
3. notebook
4. pencil
5. eraser
6. apple
7. ruler
8. pen
9. pencil sharpener

### Track 12

/s/ books, students

/z/ computers, televisions, bags

/iz/ sandwiches

### Track 13

Hi! My name is Yahya. This is not my bag. These are my books. These are not my pencils. This is my notebook. This is not my ruler.

### Track 14

1. red
2. yellow
3. green
4. blue
5. orange
6. purple
7. brown
8. black
9. white
10. grey

### Track 15

/k/

black, clock

### Track 16

eleven, twelve, thirteen, fourteen, fifteen, sixteen, seventeen, eighteen, nineteen, twenty

### Track 17

i: bee, three, thirteen, fourteen

### Track 18

1. Her name is Nancy. It's N-A-N-C-Y. Her telephone number is 092 679 53 47.
2. His name is Lucas. It's L-U-C-A-S. His telephone number is 092 539 07 13.
3. Her name is Kate. It's K-A-T-E. Her telephone number is 092 365 81 24.
4. His name is Ben. It's B-E-N. His telephone number is 092 64953 71.

### Track 19

1. family
2. mother
3. father
4. sister
5. brother
6. cat
7. dog
8. door
9. window
10. house
11. small
12. big

### Track 20

1. Our house is big. It isn't small.
2. Their pet isn't a cat. It is a dog.
3. This is my brother. He isn't 12 years old. He is 5 years old.

### Track 21

/aɪ/ Mike, time

/ɪ/ big, its

### Track 22

1. Azerbaijan
2. Turkey
3. The United Kingdom (The UK)
4. The United States of America (The USA)
5. China
6. France
7. Italy
8. Japan

### Track 23

/tʃ/ – China, Chao, teacher

### Track 24

**Kate:** Hi! I'm Kate. What's your name?

**Ali:** Hi, I'm Ali.

**Kate:** Where are you from?

**Ali:** I'm from Turkey and where are you from?

**Kate:** I'm from the USA. Look! Those are my friends. That is Adam.

**Ali:** Where is he from?

**Kate:** He is from France and that is Lian.

**Ali:** Where is she from?

**Kate:** She is from China.

### Track 25

1. happy
2. funny
3. cold
4. hot
5. hungry
6. sad
7. angry
8. tired

### Track 26

/ŋg/ angry, hungry

### Track 27

1

**Ali:** Hi, Mum. This is my friend Jim.

**Mum:** Nice to meet you Jim.

**Jim:** Hello. Nice to meet you, too.

**Mum:** Where are you from, Jim? Are you from England?

**Jim:** No, I'm not. I'm from the USA.

2

**Mum:** Are you hungry, Jim?

**Jim:** Yes, I am.

3

**Ali:** Is it hot, Jim?

**Jim:** No, it isn't.

4

**Jim:** Is the film funny?

**Ali:** Yes, it is. It's very funny!

5

**Ali:** Are you tired?

**Jim:** Yes, I am.

6

**Jim:** Bye Ali, and thank you.

**Ali:** Bye Jim.

### Track 28

1. school
2. flowers
3. tree
4. playground
5. classroom
6. wall
7. canteen
8. schoolyard
9. clean
10. dirty
11. teacher
12. students

### Track 29

/k/ clean, classroom, colour

/s/ city, cinema

### Track 30

1. on
2. in front of
3. behind
4. next to
5. between
6. under
7. desk
8. table
9. whiteboard
10. chair
11. picture
12. clock

### Track 31

/ʌ/ under, cup

/ju:/ student

### Track 32

My name is Emily. I am a teacher. Look at this picture. It is my classroom. There

are 16 desks and a teacher table in my classroom. They are yellow. The chairs are brown. There is a computer on my table. The wall in my classroom is yellow, too. There aren't any pictures on the wall. There is a white clock on it. There isn't a map in this classroom. There is a whiteboard. There aren't any flowers in my classroom. My classroom is big and clean.

### Track 33

1.
  - a. There are 3 dogs under the tree.
  - b. There aren't 3 dogs under the tree.
2.
  - a. There isn't an eraser in the pencil case.
  - b. There is an eraser in the pencil case.
3.
  - a. There aren't any bicycles in the playground.
  - b. There are 9 bicycles in the playground.

### Track 34

1. Our school is small.
2. The windows in our classroom are clean.
3. This is my father, Ali.
4. The children are in the playground.

### Track 35

1. living room
2. dining room
3. bedroom
4. kitchen
5. bathroom
6. balcony
7. hallway
8. garden
9. garage
10. house
11. flat

### Track 36

/ʊ/ look, book, good  
/u:/ room, moon, school

### Track 37

1. bed
2. bedside table

3. wardrobe
4. armchair
5. lamp
6. mirror
7. cushion
8. bookcase
9. sofa
10. carpet

### Track 38

/ɑ:/ armchair, carpet  
/ɔ:/ wardrobe

### Track 39

1. T-shirt
2. trousers
3. jeans
4. shoes
5. cap
6. shirt
7. clothes
8. socks
9. jumper
10. dress
11. skirt
12. glasses

### Track 40

/ð/ this, those  
/θ/ thing, cloth

### Track 41

#### Conversation 1

A: I have got a blue cap. Have you got a cap?  
B: Yes, I have. I have got 2 caps.  
A: What colour are your caps?  
B: They are black and grey.

#### Conversation 2

A: Have you got black glasses?  
B: No, I haven't. I haven't got black glasses.  
A: What colour are your glasses?  
B: They are blue.

### Track 42

1. eye
2. ear

3. mouth
4. hands
5. nose
6. face
7. blonde hair
8. dark hair

### Track 43

/əʊ/ nose, rose, home  
/ɒ/ pot, dot

### Track 44

1. These are Jack's yellow glasses.
2. Murad's cap is black.
3. Nazrin's bed is white.
4. Olivia's bag is on the chair.
5. Jason's dog is black and white.

### Track 45

1. legs
2. feet
3. teeth
4. arm
5. head
6. tongue
7. knee
8. monster avatar

### Track 46

/g/ leg, flag  
/dʒ/ giraffe, page

### Track 47

1. These are Jade's glasses. They are yellow.
2. This is Jamal's wardrobe. It is white.
3. These are Adrian's glasses. They are green.
4. This is Lucy's wardrobe. It is brown.

### Track 48

1. ride a bike
2. fly a kite
3. do puzzles
4. drive a car
5. play chess
6. draw pictures

7. play the guitar
8. bake a cake
9. sing songs

### Track 49

bake, bike

### Track 50

/æ/ – tap, can, map  
/ɪ/ – pin, bin  
/eɪ/ – bake, make, cake  
/aɪ/ – kite, drive

### Track 51

1. go straight
2. turn right
3. turn left
4. go past
5. bank
6. park
7. cinema
8. toy shop
9. library
10. supermarket
11. school
12. museum

### Track 52

**Ted:** Hi, Emma!

**Emma:** Hi, Ted!

**Ted:** Where is the library? Is it next to the bank?

**Emma:** No, it isn't. Don't go straight! Turn right. There is a cinema. Go past the cinema. The library is between the cinema and school.

**Ted:** Thank you, Emma.

**Emma:** No problem, Ted.

### Track 53

/f/ – shop, fish, shoes, she

### Track 54

1. week – Monday, Tuesday, Wednesday, Thursday, Friday, Saturday, Sunday
2. month – January, February, March, April, May, June, July, August, September, October, November, December.
3. year

### Track 55

/ei/ day, May, say

### Track 56

**Bella:** When's your birthday, Daniel? Is it in March?

**Daniel:** No, it isn't. It is in September.

**Bella:** Wow! Your birthday is this month.

**Daniel:** Yes, it is! And my birthday party is on Friday.

**Bella:** Good!

**Daniel:** And when is your birthday? Is it in August?

**Bella:** No, it isn't. It's in July.

### Track 57

1. morning
2. afternoon
3. evening
4. night
5. early
6. late
7. thirty
8. forty
9. fifty

### Track 58

/aɪ/ fly, try

/i/ thirty, forty, fifty, early

### Track 59

1. tiger
2. monkey
3. bear
4. elephant
5. turtle
6. bird
7. fly
8. run
9. swing
10. climb
11. swim
12. carry
13. jump

### Track 60

turtle

climb

### Track 61

bag

comb

game

men

turtle

five

climb

bin

lamb

bomb

time

ten

bike

make

### Track 62

**Jane:** Look, Brett! What is there? Is it a tiger?

**Brett:** Yes, it is. This is a tiger and the tiger is brown.

**Jane:** Look at that bird. Can you see it?

**Brett:** Yes, I can. It is yellow and red.

**Brett:** Look at those turtles under the tree.

**Jane:** The turtles are small and grey.

### Track 63

1. Turn to the right and there is a park. The bank is next to the park.
2. The cinema isn't behind the toyshop. It is in front of the toyshop.
3. The students fly their kites. They are in the playground.
4. There is a cinema behind the library. The museum is next to the library.

### Track 64

1. thin

2. fat

3. fast

4. slow

5. tall
6. short
7. heavy
8. light
9. empty
10. full
11. strong
12. weak

### Track 65

/i:/ weak, meat, read

### Track 66

1. rainy
2. cloudy
3. sunny
4. windy
5. snowy
6. foggy
7. stormy
8. hot
9. warm
10. cold

### Track 67

/j/ year

/i/ windy, snowy, happy

### Track 68

**Jeyla:** Hi, Ben! Are you in Baku?

**Ben:** Hi, Jeyla. No, I'm not. I'm in London.

**Jeyla:** What's the weather like there?

**Ben:** It is very cold. Today it isn't stormy.  
Are you in Baku now?

**Jeyla:** No, I'm not. I am in Gabala.

**Ben:** What is the weather like in Gabala?

**Jeyla:** It isn't snowy. It is rainy and windy today.

### Track 69

1. wake up
2. take a shower
3. brush teeth
4. comb hair
5. get dressed

6. have breakfast
7. have lunch
8. have dinner
9. drink juice
10. watch TV
11. make the bed
12. go to bed

### Track 70

/dʒ/- juice, jump, jam

### Track 71

I wake up at 7 o'clock every morning.

I take a shower in the morning.

I make my bed before school.

I go to school at 7: 45.

I have lunch at home.

I watch TV in the evening.

I go to bed at 10 o'clock every evening.

### Track 72

1. fruit
2. cherry
3. tomato
4. carrot
5. strawberry
6. eggplant
7. vegetables
8. orange
9. cucumber
10. watermelon
11. potato
12. pineapple

### Track 73

/s/ eats, likes

/z/ plays, loves

### Track 74

1. sailing
2. hiking
3. surfing
4. horse riding
5. fishing

- 6. camping
- 7. swimming
- 8. beach
- 9. forest
- 10. sea
- 11. mountain
- 12. want

### Track 75

what  
when  
why  
which  
who  
whose

### Track 76

- 1. The weather is not windy in Baku today.  
It is rainy.
- 2. The weather in London is cold today. It  
isn't warm.
- 3. It isn't cloudy in New York today. It is foggy.



## Buraxılış məlumatı

### İNGİLİS DİLİ 5

*Ümumtəhsil məktəblərinin 5-ci sinfi üçün  
İngilis dili (ikinci xarici dil) fənni üzrə*

### DƏRSLİK

#### Tərtibçi heyət:

Müəlliflər: **Könül Heydərova**  
**Sevinc Məmmədova**  
**Günay Qurbanova**

İxtisas redaktoru **İradə Vahabova**

Buraxılışa məsul **Rafiq Kazımov**  
Üz qabığının dizaynı **Nurlan Nəhmətov**

Dizayner **Aytən Alışova**

Texniki redaktor **Sevinc Yusifova**

Baş redaktor **Nərgiz Cabbarlı**

Texniki direktor **Xəqani Fərzaliyev**

Nəşriyyat direktoru **Sevil İsmayılova**

© “Şərq-Qərb” Açıq Səhmdar Cəmiyyəti

**Azərbaycan Respublikası Təhsil Nazirliyi (qrif nömrəsi: 2020-084)**

Müəlliflik hüquqları qorunur. Xüsusi icazə olmadan bu nəşri və yaxud onun hər hansı hissəsini yenidən çap etdirmək, surətini çıxarmaq, elektron informasiya vasitələri ilə yaymaq qanuna ziddir.

Hesab-nəşriyyat həcmi 5,7. Fiziki çap vərəqi 8. Formatı 70x100<sup>1</sup>/<sub>16</sub>.

Kəsimdən sonra ölçüsü: 165x240. Səhifə sayı 128.

Şriftin adı və ölçüsü: məktəb qarnituru 10-12. Ofset kağızı. Ofset çapı.

Sifariş \_\_\_\_\_. Tiraj \_\_\_\_\_. Pulsuz. Bakı – 2020

**Əlyazmanın yığma verildiyi və çapa imzalandığı tarix: \_\_\_\_\_**

Nəşriyyat:

**“Şərq-Qərb” ASC**  
**(Bakı, AZ1143, Hüseyn Cavid küç., 111)**

Çap məhsulunu istehsal edən:

**“Şərq-Qərb” ASC**  
**(Bakı, AZ1123, Aşıq Ələsgər küç., 17)**

## Əziz məktəbli!

**Bu dərslik sizə Azərbaycan dövləti tərəfindən  
bir dərs ilində istifadə üçün verilir.**

**O, dərs ili müddətində nəzərdə tutulmuş bilikləri  
qazanmaq üçün sizə etibarlı dost və yardımçı olacaq.**

**İnanırıq ki, siz də bu dərsliyə məhəbbətlə yanaşacaq,  
onu zədələnmələrdən qoruyacaq, təmiz və səliqəli  
saxlayacaqsınız ki, növbəti dərs ilində digər məktəbli  
yoldaşınız ondan sizin kimi rahat istifadə edə bilsin.**

**Sizə təhsildə uğurlar arzulayırıq!**

